

Infinity Corrected Optical System

MT5000 SERIES

BRIGHTFIELD VETERINARY BIOLOGICAL COMPOUND MICROSCOPES



BRIGHTFIELD VETERINARY

MT5000V SERIES

BRIGHTFIELD VETERINARY BIOLOGICAL COMPOUND MICROSCOPES

Meiji Techno America's Veterinary Series is our Preconfigured Compound Biological Series catered to the Veterinary market. The Veterinary series is a useful tool for any clinical practice. Many Veterinary clinics have in house laboratory microscopes. If you are a starting Veterinarian and in search of the most practical laboratory microscope with a wider field of view and smooth operating mechanical stage with a full suite of Infinity objectives which includes U. Planachromat 4X, 10X, 20X, 40X, S100X oil. Equipped with a Abbe Condenser that is has a Numerical Aperture of 1.25, coarse and fine focus knobs with a stage lock and tension adjustment ring and a transmitted LED or Halogen light base that is auto-voltage sensing.

The MT5000 Veterinary Series is ergonomically designed, precisely manufactured in Japan and simple to use, this upright Binocular Biological Compound LED Microscope provides versatility and high quality images for Brightfield observation as you would expect from a Japanese Microscope

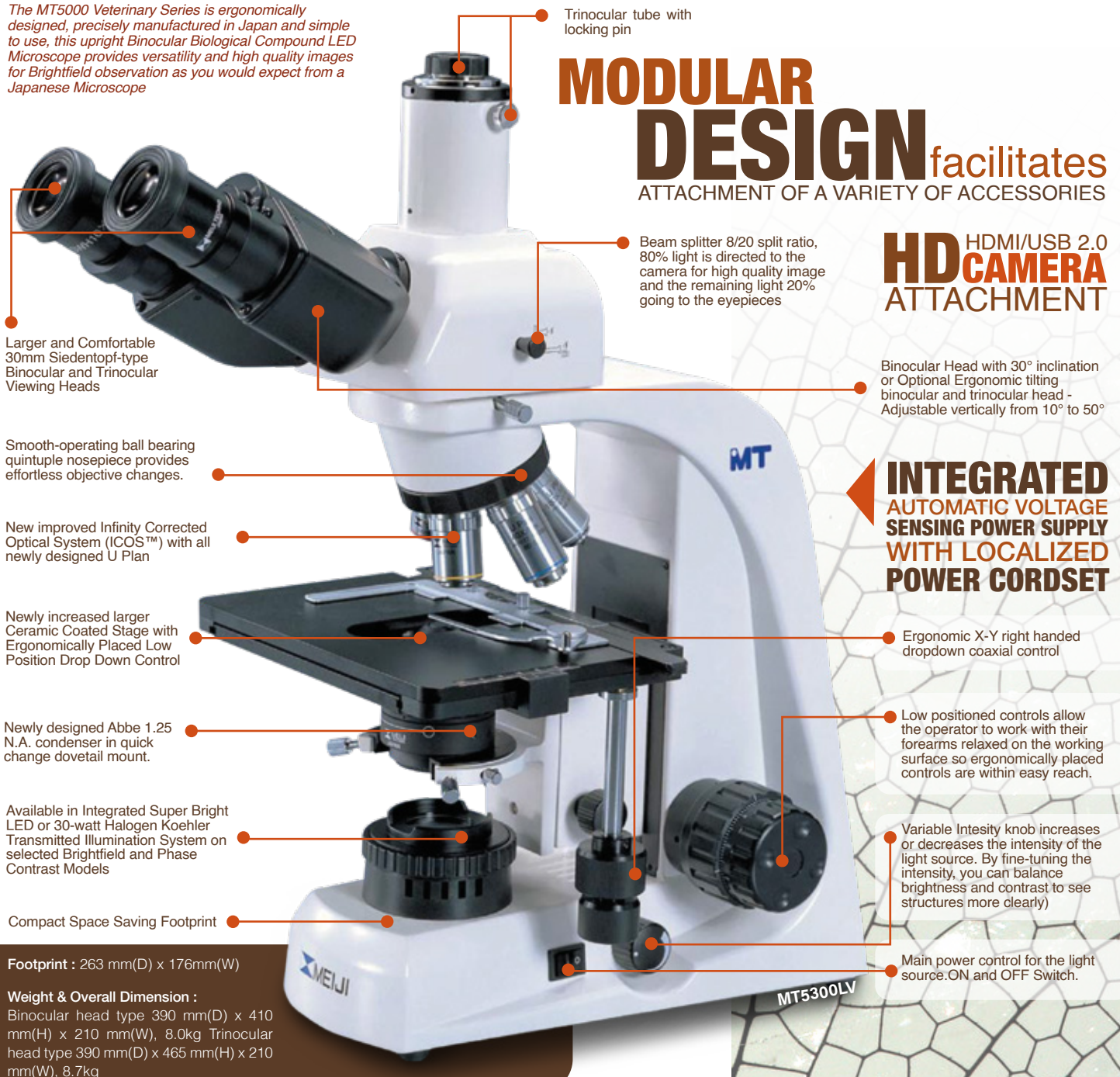


MODULAR DESIGN facilitates ATTACHMENT OF A VARIETY OF ACCESSORIES

HD HDMI/USB 2.0 CAMERA ATTACHMENT

Binocular Head with 30° inclination or Optional Ergonomic tilting binocular and trinocular head - Adjustable vertically from 10° to 50°

INTEGRATED AUTOMATIC VOLTAGE SENSING POWER SUPPLY WITH LOCALIZED POWER CORDSET



Larger and Comfortable 30mm Siedentopf-type Binocular and Trinocular Viewing Heads

Smooth-operating ball bearing quintuple nosepiece provides effortless objective changes.

New improved Infinity Corrected Optical System (ICOS™) with all newly designed U Plan

Newly increased larger Ceramic Coated Stage with Ergonomically Placed Low Position Drop Down Control

Newly designed Abbe 1.25 N.A. condenser in quick change dovetail mount.

Available in Integrated Super Bright LED or 30-watt Halogen Koehler Transmitted Illumination System on selected Brightfield and Phase Contrast Models

Compact Space Saving Footprint

Footprint : 263 mm(D) x 176mm(W)

Weight & Overall Dimension :

Binocular head type 390 mm(D) x 410 mm(H) x 210 mm(W), 8.0kg Trinocular head type 390 mm(D) x 465 mm(H) x 210 mm(W), 8.7kg

Trinocular tube with locking pin

Beam splitter 8/20 split ratio, 80% light is directed to the camera for high quality image and the remaining light 20% going to the eyepieces

Ergonomic X-Y right handed dropdown coaxial control

Low positioned controls allow the operator to work with their forearms relaxed on the working surface so ergonomically placed controls are within easy reach.

Variable Intensity knob increases or decreases the intensity of the light source. By fine-tuning the intensity, you can balance brightness and contrast to see structures more clearly)

Main power control for the light source.ON and OFF Switch.

BRIGHTFIELD BINOCULAR AND TRINOCULAR MODEL SYSTEMS

MODEL	BODY	ILLUMINATOR	EYEPIECES	OBJECTIVES	STAGE	CONDENSER
MT5200LV	Binocular	LED ILLUMINATION KOEHLER AUTO VOLTAGE SENSING 110V-240V	KHW 10X F.N. 22 (O.D. 30mm) PAIRED	INFINITY OPTICAL SYSTEM F = 200mm U PLAN 4X U PLAN 10X U PLAN 40X U PLAN 100X OIL	CERAMIC COATED FLAT-TOP 190mm X 140mm WITH 80mm x52mm X-Y MOVEMENT RIGHT HANDED DROP DOWN COAXIAL CONTROLS	ABBE N.A. 1.25 WITH IRIS IN DOVETAIL MOUNT
MT5200ELV	Ergonomic Binocular					
MT5300LV	Trinocular					
MT5300ELV	Ergonomic Trinocular					
MT5200HV	Binocular	KOEHLER V6, 30W HALOGEN AUTO VOLTAGE SENSING 110V-240V	KHW 10X F.N. 22 (O.D. 30mm) PAIRED	INFINITY OPTICAL SYSTEM F = 200mm U PLAN 4X U PLAN 10X U PLAN 40X U PLAN 100X OIL	CERAMIC COATED FLAT-TOP 190mm X 140mm WITH 80mm x52mm X-Y MOVEMENT RIGHT HANDED DROP DOWN COAXIAL CONTROLS	ABBE N.A. 1.25 WITH BLUE FILTER IN DOVETAIL MOUNT
MT5200EHV	Ergonomic Binocular					
MT5300HV	Trinocular					
MT5300EHV	Ergonomic Trinocular					

BRIGHTFIELD TRINOCULAR HDMI/USB 2.0 PACKAGE VETERINARY SYSTEMS

MODEL	BODY	ILLUMINATOR	EYEPIECES	OBJECTIVES	STAGE	CONDENSER
MT5300LV-HD	Trinocular	LED ILLUMINATION KOEHLER AUTO VOLTAGE SENSING 110V-240V	KHW 10X F.N. 22 (O.D. 30mm) PAIRED	INFINITY OPTICAL SYSTEM F = 200mm U PLAN 4X U PLAN 10X U PLAN 40X U PLAN 100X OIL	CERAMIC COATED FLAT-TOP 190mm X 140mm WITH 80mm x52mm X-Y MOVEMENT RIGHT HANDED DROP DOWN COAXIAL CONTROLS	ABBE N.A. 1.25 WITH IRIS IN DOVETAIL MOUNT
MT5300ELV-HD	Ergonomic Trinocular					
MT5300HV-HD	Trinocular					
MT5300EHV-HD	Ergonomic Trinocular					



DESIGNED EXCLUSIVELY
FOR **VETERINARY**
PRACTICES

*Provides versatility and
high quality images
for Brightfield observation*



ERGONOMICALLY DESIGNED
MANUFACTURED
IN **JAPAN**

COMPONENTS AND ACCESSORIES FOR MT5000 SERIES

VIEWING HEAD (without eyepieces)

- MA815** Binocular head (Siedentopf type), I.P. adjustment 53mm to 75mm graduated diopter on left eyetube (30.0mm I.D. eyetubes). Inclined at 30° (Included in Models MT5200L, MT5200H, and MT5210H)
- MA816** Trinocular head (Siedentopf type), I.P. adjustment 53mm to 75mm graduated diopter on left eyetube (30.0mm I.D. eyetubes). Inclined at 30°. (Included in Models MT5300L, MT5300H, and MT5310H)
- MA957** Ergonomic tilting binocular head (Siedentopf type), adjustable from 10° to 50°, I.P. adjustment 53mm to 75mm, graduated diopter on left eyetube (30.0mm I.D. eyetubes)

EYEPIECES WITH 30.0MM O.D. TUBE

- MA817** SWH10X, Widefield high eyepoint eyepiece, Field No. 22, Tube O.D. 30.0mm (paired), Included in Models MT5200L, MT5300L, MT5200H, MT5300H, MT5210H and MT5310H)
- MA818** SWH15X, Widefield high eyepoint eyepiece, Field No. 16.0, Tube O.D. 30.0mm (paired)
- MA819** SWH20X, Widefield high eyepoint eyepiece, Field No. 12.0, Tube O.D. 30.0mm (paired)
- MA859** SWH10X-F Focusing eyepiece with reticle mount (w/o reticle) Tube O.D. 30.0mm (paired)

OBJECTIVES INCLUDED IN MT5200V & MT5300V VETERINARY MICROSCOPES

- MA830** U Plan Objective 2.5X, N.A. 0.07 W.D. 5.7mm, F.N. 24 (Optional)
- MA831** U Plan Objective 4X, N.A. 0.10 W.D. 25.8mm, F.N. 24 (Included)
- MA832** U Plan Objective 10X, N.A. 0.25 W.D. 10.7mm, F.N. 24 (Included)
- MA833** U Plan Objective 20X, N.A. 0.40 W.D. 7.29mm, F.N. 24 (Included)
- MA834** U Plan Objective 40X, N.A. 0.65 W.D. 0.5mm, F.N. 24 (Included)
- MA969** Plan Objective 60X, N.A. 0.80 W.D. 0.23mm, F.N. 24 (Optional)
- MA837** U Plan Objective 100X, N.A. 1.25 oil, W.D. 0.23mm, F.N. 24 (Included)

BRIGHTFIELD CONDENSER

- MA910** Abbe condenser, N.A. 1.25 with iris diaphragm and filter tray, dovetail mount (Included in all Models)
- MA910/10** Abbe condenser, N.A. 1.25 with iris diaphragm and filter tray, dovetail mount centerable phase annuli in slider for use with 20X and 40X phase objective (optional)
- MA910/15** Abbe condenser, N.A. 1.25 with darkfield stop in slider for use with 20X and 40X brightfield objective with iris diaphragm and dovetail mount.
- MA910/10** Abbe condenser, N.A. 1.25 with iris diaphragm and filter tray, dovetail mount
- MA976** Plan Apochromat Objective 1.25X, N.A. 0.04, W.D. 3.7mm, F.N. 24

POLARIZER

- MA915** Polarizer set for MT5000V Series microscopes
- MA915/PT#2** Unmounted 43mm polarizing filter for use with MA1043 Intermediate tube
- MA1043** Intermediate tube with built-in analyzer and compensator slot for MT4000V and MT5000V Series (requires a MA915/PT#2 43mm polarizing filter)

FILTERS

- MA856/05** LB100 Blue Clear filter 40mm diameter, unmounted (Included in all Halogen illuminator models) (Included with MT5200H, MT5300H, MT5210H & MT5310H)
- MA857/05** Green filter, clear, 40.0mm diameter, unmounted
- MA858/05** ND25 Neutral density filter, 40.0mm diameter, unmounted

REPLACEMENT STAGES AND COMPONENTS

- MA918R** Ceramic coated flat-top stage, 78mm x 52mm, X-Y movement, with right hand drop-down coaxial controls. (Included in Models MT5200L, MT5300L, MT5200H, MT5300H, MT5310H, and MT5310H)
- MA918L** Ceramic coated flat-top stage, 78mm x 52mm, X-Y movement, with left hand drop-down coaxial controls. (Included in Models MT5200L, MT5300L, MT5200H, MT5300H, MT5310H, and MT5310H)
- MA598** Attachable finger assembly for MA918R and MA918L
- MA676** Attachable clinical specimen holder for MA918R and MA918L

EYEPIECE MICROMETERS (25MM DIAMETER) FOR USE WITH MA817 SWH10X EYEPIECE)

- MA598** Cross-line reticle, 25mm diameter
- MA506** 10mm divided into 100 units, 25mm diameter
- MA509** 5mm divided into 100 units, 25mm diameter
- MA524** 10mm square into 400 parts, 0.5mm square, 25mm diameter
- MA510** 10mm square into 100 parts, 1.0mm square, 25mm diameter
- MA542** Cross line with 0.1mm graduation 25mm diameter



ERGONOMIC HEAD



PLANACHROMAT OBJECTIVES



POLARIZER SET



ARKFIELD CONDENSER AND OBJECTIVES WITH IRIS DIAPHRAGM

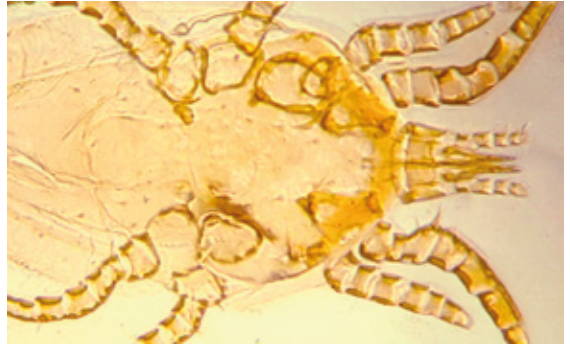
HDMI-USB 2.0 CAMERAS WITH 11.8" MONITOR

Requires 0.5 CAdapter Model MA151/35/03

- HD1000-LITE-M** Affordable Color HD 5MP CMOS 15FPS/ HDMI/ USB 2.0 Camera /Annotation & Measurement Software with 11.8IN HDMI monitor.
- HD1500T-M** Color HD 6MP CMOS 60FPS/ HDMI/ USB 2.0 Camera/Annotation & Metric Measurement Software with 11.8IN HDMI monitor.
- HD1500MET-M** Color HD 6MP CMOS 60FPS/ HDMI/ USB 2.0 Camera/Annotation & Metric Measurement Software with 11.8IN HDMI monitor.
- HD1500MET-AF-M** Autofocus HD 6MP CMOS 60FPS/ HDMI/ USB 2.0 Camera/Annotation & Metric Measurement Software with 11.8IN HDMI monitor.

PHOTO/VIDEO ATTACHMENT

- MA958** Photo/Video attachment with sliding 80/20 beam splitter For use with video or digital cameras when MA957 ergonomic head is used (included in MT5300ED)

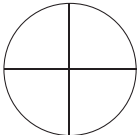


DOG MITE - Observed at 40X Objective Magnification with MT5300EHV Microscope

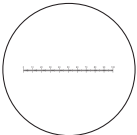
COMPONENTS & ACCESSORIES FOR MT5000V SERIES

EYEPIECE MICROMETERS (FOR USE WITH MA407 EYEPIECE)

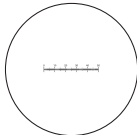
- MA284** Cross-line reticle, 21mm diameter
- MA255** Eyepiece micrometer, 10mm divided into 100 units, 21mm diameter
- MA256** Eyepiece micrometer 5mm divided into 100 units, 21mm diameter
- MA283/05** 10mm square divided into 100 parts, 1.0mm square, 21mm diameter
- MA540** Cross-line with 0.1mm graduations, 21mm diameter
- MA254/05** Walton and Beckett reticle 21mm diameter



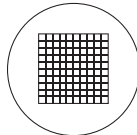
MA284
Cross-line



MA255
10mm in 100 parts



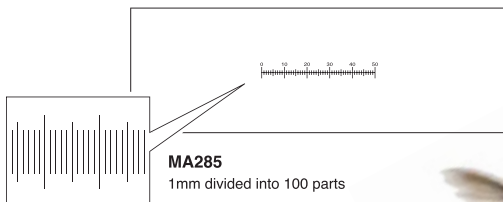
MA256
5mm in 100 parts



MA283/05
10mm square in 100 square

STAGE MICROMETERS

- MA285** Glass micrometer, 0.01mm ruling
- MA286** Glass micrometer, 0.04" divided into 40 units, 0.001"



MA285
1mm divided into 100 parts



MT5300ELD-HD

REPLACEMENT FUSE AND BULB

- LED/SP-1** 3W LED, 5500K color temperature (transmitted bulb)
- MA929** Spare Fuse 0.5A for LED Illuminator

POWER CORDS

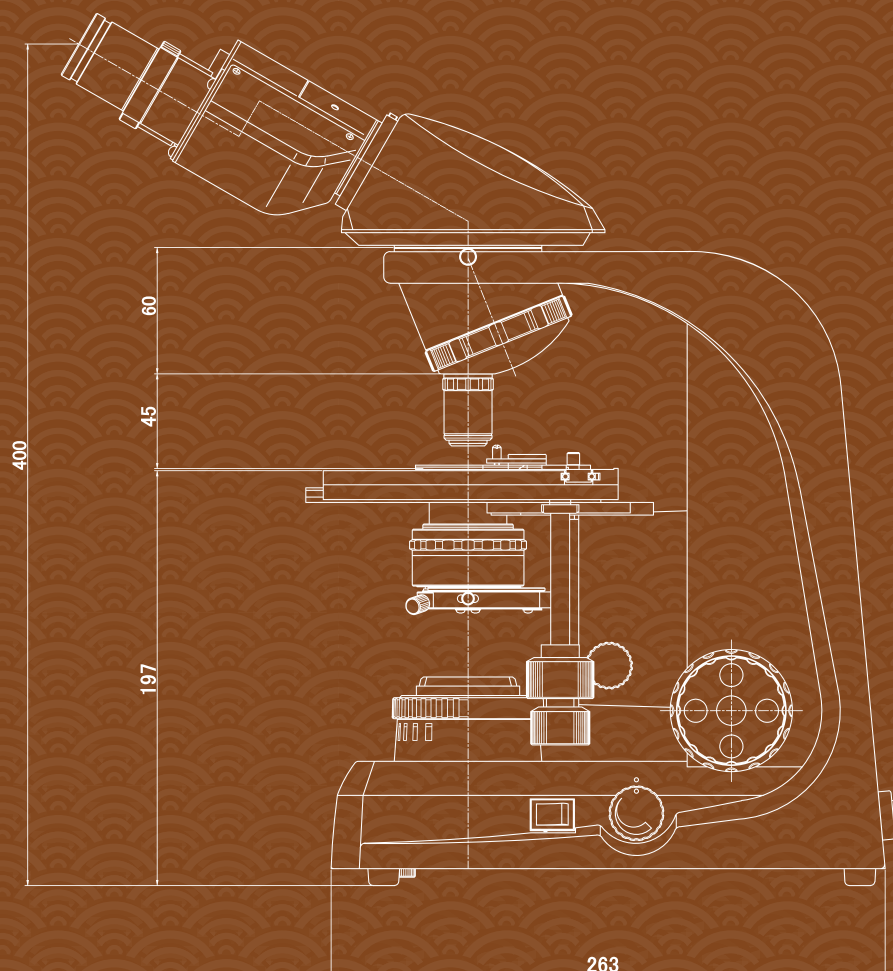
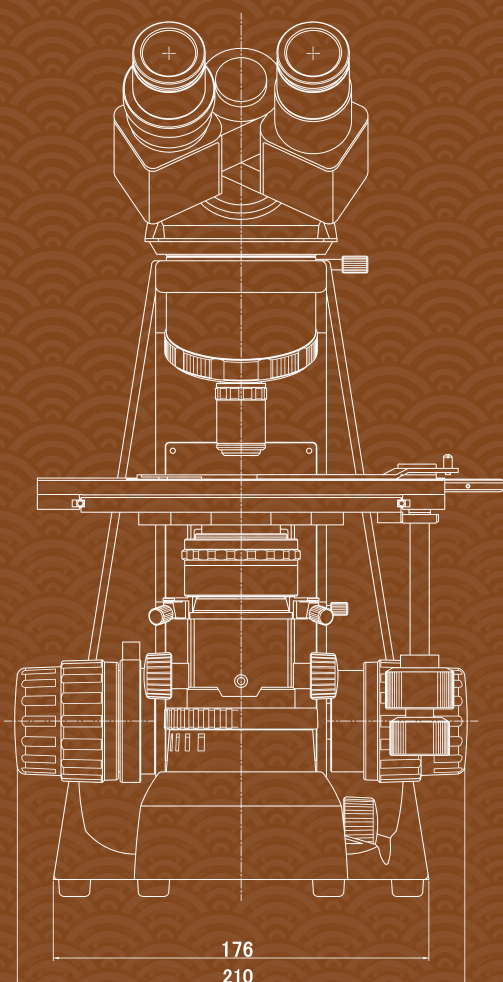
- MA809/10** Removable AC Electric cord with plug for 115V models (Included in all 115V models)
- MA809/20** Removable AC Electric cord with plug for 220V models (Included in all 220V models)

MISCELLANEOUS

- MA701** Dust Cover for MT5000D Series
- MA701AS** Blue Anti-static and wuhavle dust cover size 22"x 21"
- MA906** Eyeshields for MA817 SWH 10X eyepieces (each)



For further information
about the MT5000V
Series, scan this QR code.



Specifications and design subject to change without notice for improvements

Agent:

MEIJI TECHNO CO.,LTD.

322-1, Chikumazawa Miyoshi-machi,
Iruma-gun Saitama 354-0043, Japan
Tel : (0)49-259-0111 Fax : (0)49-259-0113
E-mail : meiji@meijitechno.co.jp
<http://www.meijitechno.co.jp>

MEIJI TECHNO AMERICA

591 Division St., Campbell CA 95008
Tel: 408-226-3454 Fax: 408-226-0900
Toll free : 800-832-0060

Make your order at:
E-mail: admin@meijitechno.com
General Questions:
info@meijitechno.com
sales@meijitechno.com
<http://www.meijitechno.com>

