

Infinity Corrected Optical System

MT4000V **SERIES**

BRIGHTFIELD VETERINARY BIOLOGICAL COMPOUND MICROSCOPES



MT4000V SERIES

BRIGHTFIELD VETERINARY

MT4000V SERIES

BRIGHTFIELD VETERINARY BIOLOGICAL COMPOUND MICROSCOPES

Meiji Techno America's Veterinary Series is our Preconfigured Compound Biological Series catered to the Veterinary market. The Veterinary series is a useful tool for any clinical practice. Many Veterinary clinics have in house laboratory microscopes. If you are a starting Veterinarian and in search of the most practical laboratory microscope with a wider field of view and smooth operating mechanical stage with a full suite of Infinity objectives which includes U. Planachromat 4X, 10X, 20X, 40X, S100X oil. Equipped with a Abbe Condenser that is has a Numerical Aperture of 1.25, coarse and fine focus knobs with a stage lock and tension adjustment ring and a transmitted LED or Halogen light base that is auto-voltage sensing.

The MT4200LV Veterinary Series is ergonomically designed, precisely manufactured in Japan and simple to use, this upright Binocular Biological Compound LED Microscope provides versatility and high quality images for Brightfield observation as you would expect from a Japanese Microscope



MODULAR DESIGN facilitates

ATTACHMENT OF A VARIETY OF ACCESSORIES



Comfortable Siedentopf-type Binocular and Trinocular Viewing Heads

Smooth Operating Ergonomic Quintuple Nosepiece

Infinity Corrected Optical System (ICOS™) with all newly designed U Plan objectives

Ceramic Coated Stage with Ergonomically Placed Low Position Drop Down Control

Abbe and Zernike Phase Contrast Condensers available

Integrated Super Bright LED 30-watt Halogen Koehler Transmitted Illumination System on selected Brightfield and Phase Contrast Models

Compact Space Saving Footprint

Optional Ergonomic tilting binocular and trinocular head - Adjustable vertically from 10° to 50°

INTEGRATED
AUTOMATIC VOLTAGE
SENSING POWER SUPPLY
WITH LOCALIZED
POWER CORDSET
(TRANSMITTED LIGHT MODELS ONLY)

Low positioned controls allow the operator to work with their forearms relaxed on the working surface so ergonomically placed controls are within easy reach.

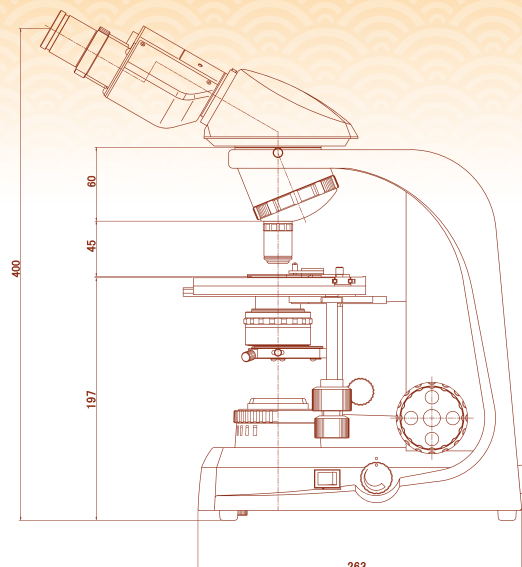
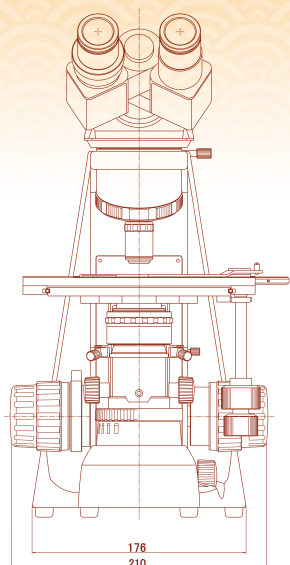
**WIDE RANGE
OF FILTERS
AND ACCESSORIES**

Footprint : 263 mm(D) x 176mm(W)

Weight & Overall Dimension :

Binocular head type 390 mm(D) x 410 mm(H) x 210 mm(W), 8.0kg **Trinocular head** type 390 mm(D) x 465 mm(H) x 210 mm(W), 8.7kg

MT4300LV / MT4300HV



BRIGHTFIELD BINOCULAR AND TRINOCULAR MODEL SYSTEMS

MODEL	BODY	ILLUMINATOR	EYEPIECES	OBJECTIVES	STAGE	CONDENSER
MT4200LV	Binocular	LED ILLUMINATION KOEHLER AUTO VOLTAGE SENSING 110V-240V	KHW 10X F.N. 20 (O.D. 23.2mm) PAIRED	INFINITY OPTICAL SYSTEM F = 200mm U PLAN 4X U PLAN 10X U PLAN 40X U PLAN 100X OIL	FIXED CERAMIC COATED FLAT-TOP RIGHT HANDED CONTROLS	ABBE N.A. 1.25 WITH IRIS IN DOVETAIL MOUNT
MT4200ELV	Ergonomic Binocular					
MT4300LV	Trinocular					
MT4300ELV	Ergonomic Trinocular					
MT4200HV	Binocular	KOEHLER V6, 30W HALOGEN AUTO VOLTAGE SENSING 110V-240V	KHW 10X F.N. 20 (O.D. 23.2mm) PAIRED	INFINITY OPTICAL SYSTEM F = 200mm U PLAN 4X U PLAN 10X U PLAN 40X U PLAN 100X OIL	FIXED CERAMIC COATED FLAT-TOP RIGHT HANDED CONTROLS	ABBE N.A. 1.25 WITH BLUE FILTER IN DOVETAIL MOUNT
MT4200EHV	Ergonomic Binocular					
MT4300HV	Trinocular					
MT4300EHV	Ergonomic Trinocular					

BRIGHTFIELD TRINOCULAR HDMI/USB 2.0 PACKAGE VETERINARY SYSTEMS

MODEL	BODY	ILLUMINATOR	EYEPIECES	OBJECTIVES	STAGE	CONDENSER
MT4300LV-HD	Trinocular	LED ILLUMINATION KOEHLER AUTO VOLTAGE SENSING 110V-240V	KHW 10X F.N. 20 (O.D. 23.2mm) PAIRED	INFINITY OPTICAL SYSTEM F = 200mm U PLAN 4X U PLAN 10X U PLAN 40X U PLAN 100X OIL	FIXED CERAMIC COATED FLAT-TOP RIGHT HANDED CONTROLS	ABBE N.A. 1.25 WITH IRIS IN DOVETAIL MOUNT
MT4300ELV-HD	Ergonomic Trinocular					
MT4300HV-HD	Trinocular					
MT4300EHV-HD	Ergonomic Trinocular					



ERGONOMICALLY DESIGNED
MANUFACTURED
IN **JAPAN**

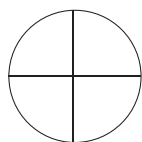


*provides versatility and high quality
images for Brightfield observation*

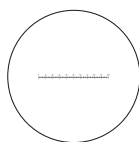
COMPONENTS & ACCESSORIES FOR MT4000 SERIES

EYEPIECE MICROMETERS (FOR USE WITH MA407 EYEPIECE)

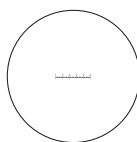
MA284	Cross-line reticle, 21mm diameter
MA255	Eyeiece micrometer, 10mm divided into 100 units, 21mm diameter
MA256	Eyeiece micrometer 5mm divided into 100 units, 21mm diameter
MA283/05	10mm square divided into 100 parts, 1.0mm square, 21mm diameter
MA540	Cross-line with 0.1mm graduations, 21mm diameter
MA254/05	Walton and Beckett reticle 21mm diameter



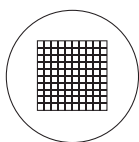
MA284
Cross-line



MA255
10mm in 100 parts



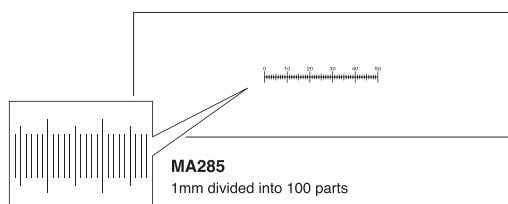
MA256
5mm in 100 parts



MA283/05
10mm square in 100 square

STAGE MICROMETERS

MA285	Glass micrometer, 0.01mm ruling
MA286	Glass micrometer, 0.04" divided into 40 units, 0.001"



MA285
1mm divided into 100 parts



MT4300ELV-HD

HDMI-USB 2.0 CAMERAS WITH 11.8" MONITOR

HD1000-LITE-M	Affordable Color HD 5MP CMOS 15FPS/ HDMI/ USB 2.0 Camera/Annotation & Measurement Software with 11.8IN HDMI
HD1500T-M	Color HD 6MP CMOS 60FPS/ HDMI/ USB 2.0 Camera/Annotation & Metric Measurement Software with 11.8IN HDMI monitor.
HD1500MET-M	Color HD 6MP CMOS 60FPS/ HDMI/ USB 2.0 Camera/Annotation & Metric Measurement Software with 11.8IN HDMI monitor.
HD1500MET-AF-M	Autofocus HD 6MP CMOS 60FPS/ HDMI/ USB 2.0 Camera/Annotation & Metric Measurement Software with 11.8IN HDMI

35mm PHOTOMICROSCOPY

Following three accessories are required for mounting a 35mm SLR camera body

1. The appropriate T-2 adapter ring for your SLR camera body

T2-1 Canon	T2-6 Olympus
T2-2 Minolta	T2-7 Contax, Yashika
T2-3 Pentax K	T2-8 Konica
T2-4 Pentax S	T2-9 Canon Eos
T2-5 Nikon	T2-10 Minolta Alpha / Maxim 2000

These adapter rings attach directly to your camera body's lens mount.

2. A photo eyepiece, available in the following magnifications:

MA512	2.5X magnification
MA500	3.3X magnification (with reticle mount)
MA508	5X magnification

The photo eyepiece performs the same function as a standard 35mm camera lens (i.e. focusing the image at the plane of the film).

3. One of two MA150 series camera attachments:

MA150/50 Straight-tube camera attachment

MA150/60 Camera attachment with built-in focusing eyepiece

These attachments are used to mount the camera with T2 adapter ring to the photo tube.



Photo Eyepiece



T2 Adapter Ring



MA150/50



COMPONENTS & ACCESSORIES FOR MT4000 SERIES

VIEWING HEAD (without eyepieces)

- MA815/05** Binocular head (Siedentopf type, I.P. adjustment 53mm to 75mm graduated diopter on left eyetube (23.2mm I.D. eyetubes). Inclined at 30°. (Included in Model MT4200L, MT4200H & MT4210H)
- MA816/05** Trinocular head (Siedentopf type, I.P. adjustment 53mm to 75mm graduated diopter on left eyetube (23.2mm I.D. eyetubes). Inclined at 30°. (Included in Model MT4300L, MT4300H & MT4310H)
- MA957/05** Ergonomic head, inclination adjustable vertically from 10° to 50° (23.2mm I.D. eyetubes).
- MA958** Photo/Video attachment with sliding 80/20 beam-splitter for attaching video or digital camera to MT Series when MA957/05 Ergonomic head is used.

EYEPIECES

- MA407** KHW10X Compensating eyepiece, Field No. 20, Tube O.D. 23.2mm (21mm reticle mount) (Paired MA407 Eyepieces included in all MT4000 Series models)
- MA407/05** KHW10X Compensating Focusing eyepiece, Field No. 20, Tube O.D. 23.2mm (each) (optional)
- MA408** HWF15X, Widefield eyepiece, Field No. 12.2, Tube O.D. 23.2mm (No reticle mount)
- MA409** HWF20X, Widefield eyepiece, Field No. 9, Tube O.D. 23.2mm (No reticle mount)
- MA406** HWF10X Widefield High-eyepoint eyepiece, Field No. 18, Tube O.D. 23.2mm (19mm reticle mount)
- MA413** HWF-10X Focusing eyepiece with reticle mount, Field No. 18, Tube O.D. 23.2mm (19mm reticle mount)

U PLAN OBJECTIVES (Infinity Corrected F=200mm) Included in models MT4200LV, MT4300LV, MT4200HV, MT4300HV)

- MA830** U Plan Objective 2.5X, N.A. 0.07 W.D. 5.7mm, F.N. 24 (Optional)
- MA831** U Plan Objective 4X, N.A. 0.10 W.D. 25.8mm, F.N. 24 (Included)
- MA832** U Plan Objective 10X, N.A. 0.25 W.D. 10.7mm, F.N. 24 (Included)
- MA833** U Plan Objective 20X, N.A. 0.40 W.D. 7.29mm, F.N. 24 (Included)
- MA834** U Plan Objective 40X, N.A. 0.65 W.D. 0.5mm, F.N. 24 (Included)
- MA969** Plan Objective 60X, N.A. 0.80 W.D. 0.23mm, F.N. 24 (Optional)
- MA837** U Plan Objective 100X, N.A. 1.25 oil, W.D. 0.23mm, F.N. 24 (Included)

CONDENSER

- MA910** Abbe condenser, N.A.1.25 with iris diaphragm in dovetail mount (Included in Models MT4200LV MT4300LV, MT4200HV & MT4300HV)
- MA911** Achromatic condenser, N.A.1.25 with iris diaphragm in dovetail mount
- MA913** Zernike Phase condenser with centerable phase annuli for 10X, 20X, 40X, 100X with brightfield position, darkfield stop for 40X objective, (black-out position for epi-fluorescence on MT6000 Series only) with iris in dovetail mount (Optional for Phase Contrast upgrade)

POLARIZER

- MA915** Polarizer set for MT4000 Series

FILTERS

- MA858/05** ND25 Neutral density filter, 44.0mm diameter, unmounted
- MA856/05** LB100 Blue Clear filter 44.0mm diameter, unmounted (Included in Models MT4200H, MT4300H, MT4210H & MT4310H)
- MA857/05** Green filter, clear, 44.0mm diameter, unmounted (Included in Models MT4210H & MT4310H)
- MA861/05** Green interference filter, 44.0mm diameter, unmounted

STAGES

- MA917R** Ceramic coated flat-top stage, 78mm x 52mm, X-Y movement, with right hand drop-down coaxial controls. (Included in all Models)
- MA917L** Ceramic coated flat-top stage, 78mm x 52mm, X-Y movement, with left hand drop-down coaxial controls. (Optional)
- MA598** Attachable finger assembly for MA917R and MA917L

MISCELLANEOUS

- MA200** Eyeshield for MA407 KHW10X Eyepiece (ea)
- MA326** Spare bulb 6V 30W Halogen lamp
- MA327** Spare 3A Fuse for Halogen illuminator
- MA929** Spare Fuse 0.5A for LED Illuminator
- MA809/10** Removable AC Electric cord with UL plug for 115V models
- MA809/20** Removable AC Electric cord with European plug for 220V models
- MA809/30** Removable AC Electric cord with UK plug for 240V models
- MA701** Dust Cover for MT4000 Series



MA957/05 ERGONOMIC HEAD



MA834 U. PLAN 40X OBJECTIVE



MA913 - ABBE CONDENSER



MA856/05 LB100 BLUE CLEAR FILTER UNMOUNTED

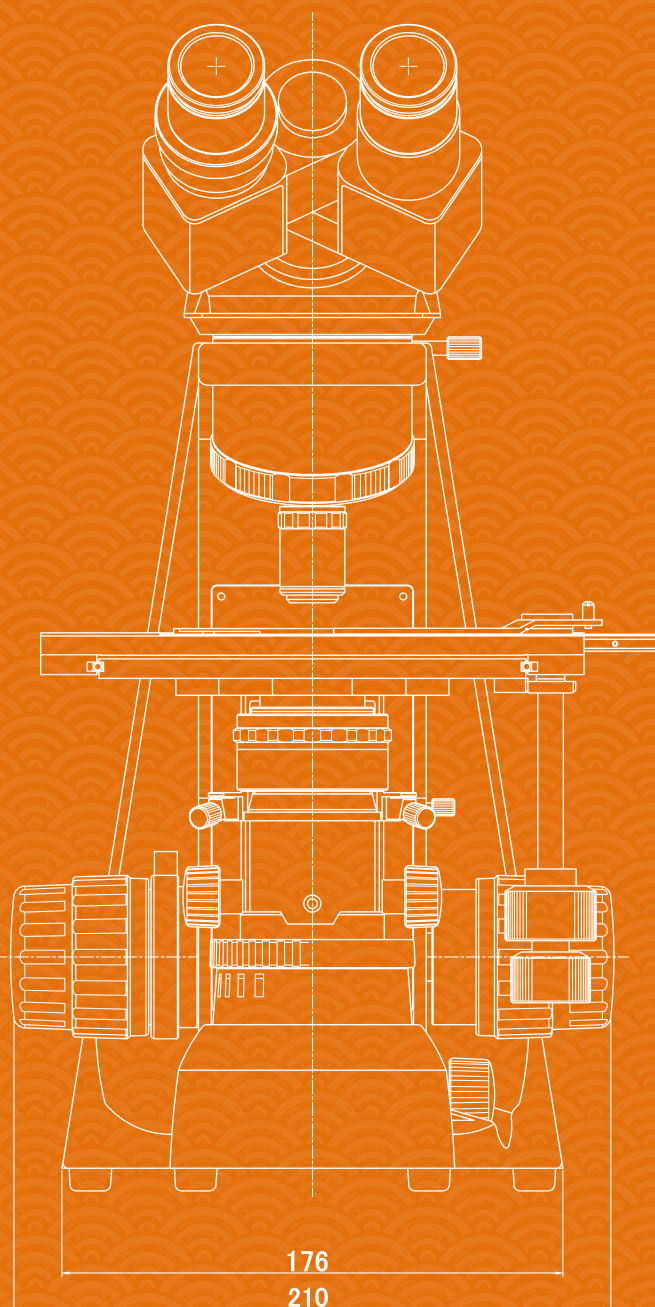


Zernike Phase Set

PHASE CONTRAST SET, comprising:
Zernike Phase condenser, S Plan Phase Objectives 10X, 20X, 40X, 100X, Centering Telescope (MA458) and Green filter (MA857/05)



For further information
about the MT4000V
Series, scan this QR code.



Specifications and design subject to change without notice for improvements

Agent:

MEIJI TECHNO CO.,LTD.

322-1, Chikumazawa Miyoshi-machi,
Iruma-gun Saitama 354-0043, Japan
Tel : (0)49-259-0111 Fax : (0)49-259-0113
E-mail : meiji@meijitechno.co.jp
<http://www.meijitechno.co.jp>

MEIJI TECHNO AMERICA

591 Division St., Campbell CA 95008
Tel: 408-226-3454 Fax: 408-226-0900
Toll free : 800-832-0060

Make your order at:
E-mail: admin@meijitechno.com

General Questions:
info@meijitechno.com
sales@meijitechno.com

<http://www.meijitechno.com>



ISO9001
JQA QMA10273



091-A



Accredited by RvA