



HANGCHA GROUP CO., LTD.

Factory site: 666 Xiangfu Road,
Hangzhou, Zhejiang, China (311305)

Tel: +86-571-88926735 88926755
Fax: +86-571-88926789 88132890

sales@hcforklift.com
www.hcforklift.com



Follow us on
Facebook



Follow us on
YouTube



Follow us on
WeChat



Download "Hangcha
Forklift" App



ISO 14001
ISO 14001:2015



ISO 9001
ISO 9001:2015



HANGCHA trucks conform
to the European Safety
Requirements.

2025 VERSION / COPYRIGHT 2025/01

HANGCHA GROUP CO., LTD. reserves the right to make any changes without notice concerning colors, equipment, or specifications detailed in this brochure, or to discontinue individual models. The colors of trucks, delivered may differ slightly from those in brochures.



XC SERIES REACH TRUCK WITH LITHIUM POWER

with capacity of 1,400 to 2,500kg



The World of Hangcha
SINCE 1956



A NEW DIMENSION OF PERFORMANCE

XC SERIES REACH TRUCK WITH LITHIUM POWER

- / The XC series reach truck with lithium power fully utilize the advantages of lithium battery and achieve disruptive innovations in vehicle structure, functional configuration, performance parameters, ergonomics, and operating vision.
- / We cater for a wide range of applications whilst ensuring optimum energy efficiency. Regardless of your special requirements – whether confined spaces or lifting height reaches 13m, load capacity of up to 2,500 kg or individual customisation with various options – we have the truck you need.
- / Compact size of the lithium battery pack and breaking through the traditional structure design, makes the truck style more novel and more efficient.

MAXIMUM TRAVELLING SPEED

14km/h

MAXIMUM LIFTING SPEED

0.81m/s

HIGH RESIDUAL CAPACITY

6,500mm

MAXIMUM LOAD CAPACITY

2,500kg

MAXIMUM LIFT HEIGHT

13,000mm





BEING ENVIRONMENTALLY FRIENDLY, EFFICIENT AND DURABLE


- / CATL lithium battery is standard for all series, adopting 80V voltage system which can provides fast charging and long service life and less energy loss.
- / The special-shaped lithium battery pack design provides a large operating space in the cab and a broad view.



Charging port



Battery removal

 Working time **> 10h**

 Fast charging time **≤ 2h**



Lithium battery capacity		
1.4 t	Std.	80V/250Ah
1.6 t		
1.8 t		
2.0 t	Opt.	80V/404Ah
2.5 t		

Note: Std. 80V/250Ah, Work time > 6h;
Opt. 80V/404Ah, Work time >10h



A NOVEL PROFILE STYLE AND COMPACT INTERIOR DESIGN

With fewer exposed fasteners of the inside covers, the interior is compact and stylish.



Thanks to the special-shaped design of the battery pack and the breakthrough in the body structure, which can provide a wider view.



The improved mast structure and piping arrangement enables a broader vision for stacking operations

/ The hydraulic tubing and the wires are on both sides of the mast, overlapping with the chain, making full use of the space and reducing the line of sight.



The compact mast design enables operator have a wider view around the outside of the mast.

The middle cylinder is arranged eccentrically to enable the driver to have a wider view around the inside of the mast.

EXCELLENT ERGONOMIC DESIGN

Dashboard angle adjustment

Control with a fingertip switch



Steering wheel position can also be adjusted



The pedal height can be adjusted electrically

Integral suspended seat

MULTIFUNCTIONAL INTERACTIVE COLOR-SCREEN INSTRUMENTS

The new multifunctional 4.3 inch color-screen instruments developed for the XC series reach truck have easier human-machine interfaces.



More status indication



1

1. Lifting height
2. Local time
3. Load weight

2

1. Driving mode
2. Fork action
3. Operating time
4. Maximum allowable lifting height

3

1. Steering mode
2. Battery power
3. Travelling speed

4

Various status signs and warning signs are displayed in a queue according to actual needs

More convenient shortcut button

Thanks to the integrated design of the instrument function buttons, the truck console saves a lot of physical buttons, making it more concise and efficient.



5

Height selection

6

Height limit

7

Lighting control

8

Battery removal

9

Optional function switching screen

10

↑ Button Driving mode switching

11

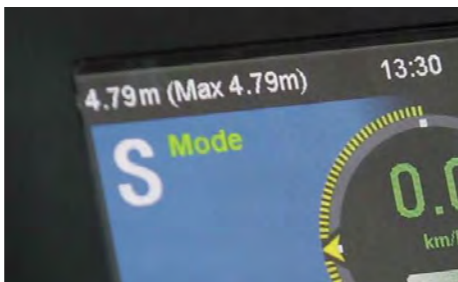
↓ Button Turtle speed mode

COMPREHENSIVELY IMPROVED FUNCTION CONFIGURATION



Height selection

Multiple heights can be pre-set on the instrument. After the function is enabled, when the fork is about to be lifted to the preset height, the lifting speed will gradually slow down and the fork will finally stop at the set height steadily.




Height limit

After this function is enabled, when the fork is lifted to a certain height, this height will be set as the maximum allowable lifting height. Afterwards, whenever the fork is about to be lifted to this height, the lifting speed will gradually slow down and the fork will steadily finally stop at this height.



Central sideshift

Simple, reliable and fast: The central positioning of the sideshift occurs automatically, eliminating the time-consuming, cautious approach of the required position. (Only for fingertip system)



Horizontal fork

Particularly at high lift heights, the forks' tilt position is often very hard to detect. The automatic horizontal positioning significantly simplifies and accelerates pallet entry. (Only for fingertip system)

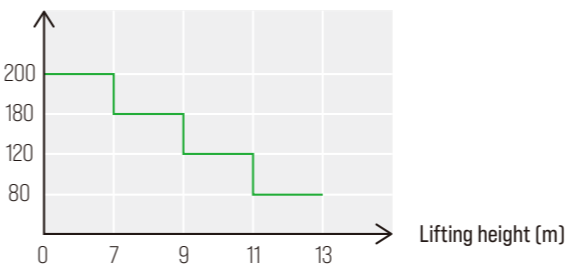


SAFETY FROM EVERY ANGLE

Drive control limit

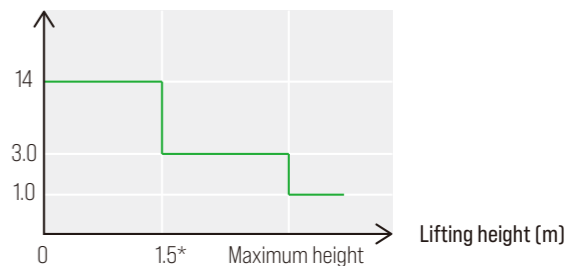
Drive control limits the travelling speed and traverse speed as soon as the forks are raised. This increases the safety when manoeuvring with a raised pallet in front of the storage rack, while still ensuring more sensitive manoeuvring during the work cycle.

Traverse speeds
(mm/s)




Note: The above table is only for 2.0/2.5t, the parameters of other models are not the same.

Travelling speed
(km/h)



*: 1.5m is only for the fingertip system.
The parameter of mechanical control system is the height of free lift.



The battery is in an inappropriate position and the indicator light is lit

Battery lock with creep speed interlock

Installed on the battery latch in the motor compartment. Monitors the locking of the battery pack. If the battery pack is not retracted or not locked, travel is restricted to creep speed.



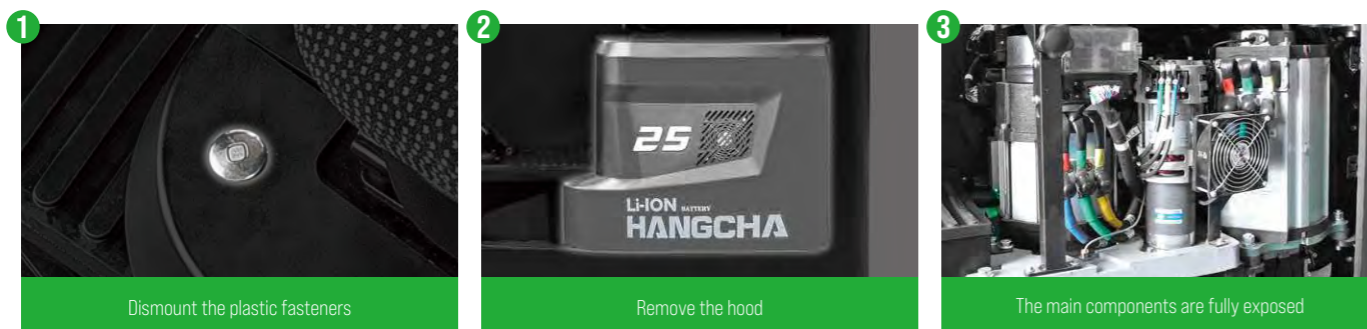
EASY MAINTENANCE

The battery pack can be replaced quickly. The driver can unlock and remove the battery while sitting on his seat.


Remove battery pack step



The hood can be easily dismantled and mounted to facilitate routine maintenance operations.



The seat can be turned open at a large angle, which is convenient for maintenance work.





WE GIVE YOU ALL THE OPTIONS



Stacking and retrieval via video monitoring

Our video camera allows for the precise and quick access of extremely high locations. The position of the camera on the forks enables operators to efficiently and reliably control stacking and retrieval operations from their seating position/viewpoint. They no longer have to look up, which noticeably reduces the strain on their shoulders and neck. Also, information on the pallets is easily visible, even at great heights.



Easier stacking and retrieval with positioning laser

Our positioning lasers significantly simplify the stacking and retrieval process and increase the safety for load and rack. The laser sources are integrated into the fork tips, projecting a red line on the area ahead. This allows the operator to adjust the fork more accurately to be able to drive effortlessly into the pallet.



Easy access

Easy access protects the reach truck against unauthorised use. Authorisation management is directly controlled via the truck's display. Customised to your requirements and company size – you can choose between the key[Std.], PIN code and transponder.



Safety at any blind spots with Floor Spot

Floor Spot projects a blue dot on the floor around the truck. Especially at blind intersections or at the end of rack aisles, the Floor Spot alerts an approaching truck in time to respond.



100% clear view thanks to panorama roof panel

Maximum visibility: The panorama roof panel without cross beams provides maximum visibility of the goods and forks.



Optimum traction via traction control system


Optimum traction is ensured with braking of the drive wheel, which would otherwise spin on wet or dusty floors.

XC Series Reach Truck With Cab Is A **COLD STORAGE PRODUCT**

(meeting the -30°C cold storage environment).



/ The front, rear, top, and side windows are all made of large area tempered glass, and are equipped with front, rear, and top window wipers as standard to enhance the driver's visibility.



/ High power fan heater is optional to further increase the temperature in the cab (test data: the temperature in the cab can be increased to 10°C by operating in the -30°C cold storage).



Equipped with a fully enclosed cab, it has excellent performance in rust prevention, short circuit prevention, waterproofing, and insulation, meeting the usage environment of -30°C (test data: operating in a -30°C cold storage, the cab temperature is higher than 0°C)





Features

N0.	System	Features	CQD14/16/18/20/25-XC5-SI★	CQD14/16/18/20/25-XC5D-SI★	CQD14/16/18/20/25-XC5-SUS★	CQD14/16/18/20/25-XC5D-SUS★
1	Applicable environment	Cold storage model [-18 °C]	○	○	●	●
2		Cold storage model [-30 °C]	○	○	●	●
3		Full closed cab	/	/	●	●
4	Control	Control with a mechanical control lever	●	/	●	/
5		Control with a fingertip switch	/	●	/	●
6		Height display	○ (Only for triplex mast, excluding the free lift range)	● (Including the free lift range)	○ (Only for triplex mast, excluding the free lift range)	● (Including the free lift range)
7		Height selection	○ (Only for triplex mast, excluding the free lift range)	● (Including the free lift range)	○ (Only for triplex mast, excluding the free lift range)	● (Including the free lift range)
8		Height limit	○ (Only for triplex mast, excluding the free lift range)	● (Including the free lift range)	○ (Only for triplex mast, excluding the free lift range)	● (Including the free lift range)
9		Central sideshift	/	○	/	○
10		Horizontal fork alignment	/	○	/	○
11		Mast reach damping system	●	●	●	●
12		Electric lowering limit - Stop forks above outriggers if mast is retracted	○	○	○	○
13		Soft landing system	/	○	/	○
14		Lifting damping system	●	●	●	●
15		Drive control limit	●	●	●	●
16		Drive wheel skid control system	○	○	○	○
17		Battery lock with creep speed interlock	●	●	●	●
18		Travelling speed control at corner	●	●	●	●
19		180° steering mode	●	●	●	●
20		360° steering mode	○	○	○	○
21	Transmission system	ZF transmission	●	●	●	●
22	Electronic accessories	USB power socket	●	●	●	●
23		Fork video monitoring and positioning laser	○	○	○	○
24		Keyed start	●	●	●	●
25		Start with a PIN code or by a card	○	○	○	○
26		Beep	○	○	○	○
27		Operating light (in the direction of the fork)	●	●	●	●
28		Operating light (in the reverse direction of the fork)	○	○	○	○
29		Alarm light	●	●	●	●
30		Blue light	○	○	○	○
31		Three-sided one line laser projection light	○	○	○	○
32		Reading light in the car	/	/	●	●
33		Double -speed wind speed heater	/	/	○	○
34		Electric fan	○	○	○	○
35		The front window glass double -speed wiper	/	/	●	●
36		Back window glass double -speed wiper	/	/	●	●
37		Top window glass double -speed wiper	/	/	●	●
38		Front window glass spray water	/	/	●	●
39	Ergonomic design	Electrical adjustment of pedal height	○	○	○	○
40		Adjustable steering wheel	●	●	●	●
41	Fault Diagnosis	Instrument angle adjustment	●	●	●	●
42		Suctioned oil filter clogging alarm	○	○	○	○
43	Seat	Backflow oil filter clogging alarm	○	●	○	●
44		Sequential Seat Belt Interlock System	●	●	●	●
45	Other	BF6-3 suspension seat	●	/	●	/
46		MS665/522 suspension seat	○	●	/	●
47	Other	Panorama roof	○	○	●	●
48		PVC ceiling	○	○	/	/
49		The side glass can be opened	/	/	●	●
50		Broken window	/	/	●	●
51		Battery side roll out (Excluding the 2.0t truck with mast lift height ≧ 12m)	○	○	○	○
52		Curved rearview mirror	○	○	○	○
53		Left and right rear view mirrors	○	○	/	/
54		Load backrest	●	●	●	●
55		Fire extinguisher	○	○	○	○
56		OPS system	●	●	●	●
57		Simultaneous lift and reach (The lift speed will reduced by 10%, and reach speed will reduced by 30%).	/	○	/	○

Note: ● Standard; ○ Optional ; /Not available
★ CE model