

A decorative mandala in the top right corner, featuring a central circle with radiating lines, surrounded by concentric rings of stylized, overlapping leaf or petal shapes in a light purple color.

Start Crochet (Left-handed)

With Jen Street
(Stitch Street Crochet)

@ Backstitch,
Burwash manor



Start Crochet Class @ Backstitch


How to make a slip knot:



1) Place yarn tail over the main yarn from the ball to form a loop.



2) Position the yarn tail over and behind the loop you have just made.



3) Insert the hook under the single thread, and over both sides of the loop.



4) Tighten the knot by holding both threads securely and pulling the hook upwards.



5) The finished slip knot - note that the shorter yarn tail tightens.



Start Crochet Class @ Backstitch

How to make a chain stitch:



1) Wrap yarn over hook (draw yarn from back to front of hook)



2) Pull loop through the loop on the hook



3) Repeat steps 1 and 2 until you have the required number of stitches



Start Crochet Class @ Backstitch

How to make a double crochet stitch:



1) Insert hook into
2nd chain from hook



2) Wrap yarn over
hook



3) Pull loop through
(2 loops on hook)
and wrap yarn over)



4) Pull yarn over
through both loops
on hook (leaving one
loop remaining on
hook)




Start Crochet Class @ Backstitch

How to make a half treble crochet stitch:



1) Create your chain,
yarn over hook



2) Insert hook into
4th chain from hook,
yarn over



3) Pull loop up, you
now have 3 loops on
your hook



4) Yarn over hook



5) Pull yarn over
through all 3 loops
(one loop left on
hook)



Start Crochet Class @ Backstitch

How to make a treble crochet stitch:



1) Create your chain, yarn over hook



2) Insert hook into 4th chain from hook, yarn over



3) Pull loop up, you now have 3 loops on your hook



4) Yarn over hook



5) Pull yarn over through 2 loops (two loops left on hook)



6) Yarn over hook



7) Pull yarn over through final two loops on hook leaving one loop remaining - treble crochet stitch complete!



Start Crochet Class @ Backstitch

How to make a double treble crochet stitch:



1) Create your chain, yarn over hook twice



2) Insert hook into 5th chain from hook,




3) Pull loop up, 4 loops on your hook



4) Yarn over hook



5) Pull yarn over through 2 loops (3 loops left on hook)



6) Yarn over hook



7) Pull yarn over through two loops on hook, 2 loops left



6) Yarn over hook
© 2024 Stitch Street



5) Pull yarn over through 2 loops (1 loop left on hook)



Notes

Page