



BOOTH SPECIFICATION

6M*4M/24-SQM

Variations —

Built-up: 1 Side Open / 2 Sides Open / 3 Sides Open

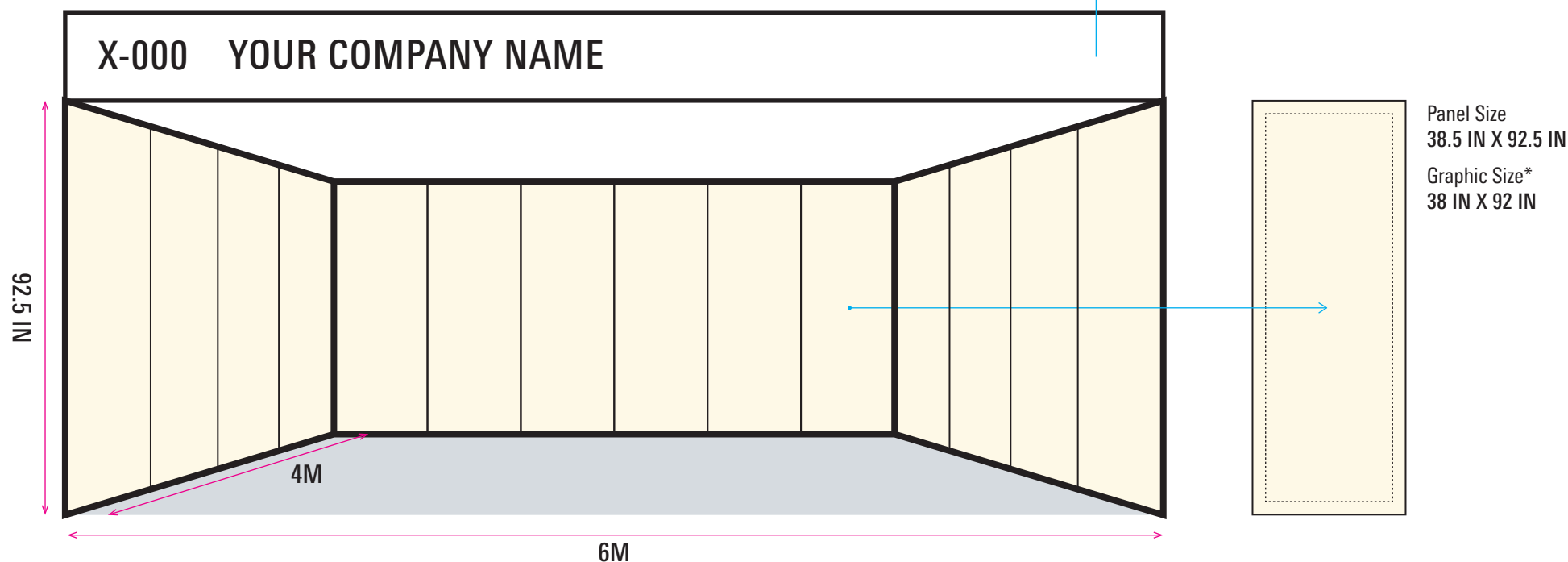
Bare Stand: Floor Space Only

BOOTH SPECIFICATIONS

ONE SIDE OPEN

6M*4M / 24-SQM
SHELL SCHEME

Standard Fascia
Customization is unavailable

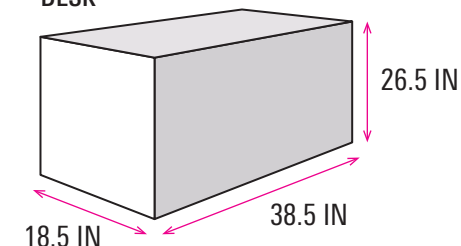


- Pre-built framework or shell structure
- Include a fascia board with the exhibitor's company name
- Comes with carpeting, lighting, and electrical outlets
- Include furniture and signage options
- Allows for easier customization and branding

SUPPLIED

Desks	1X2
Chairs	2X2
Spot-lights	3X2
Electrical Plug Points	1X2
Fascia Board + Carpet	—

DESK

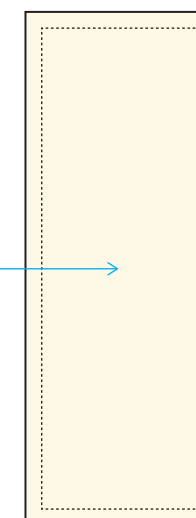
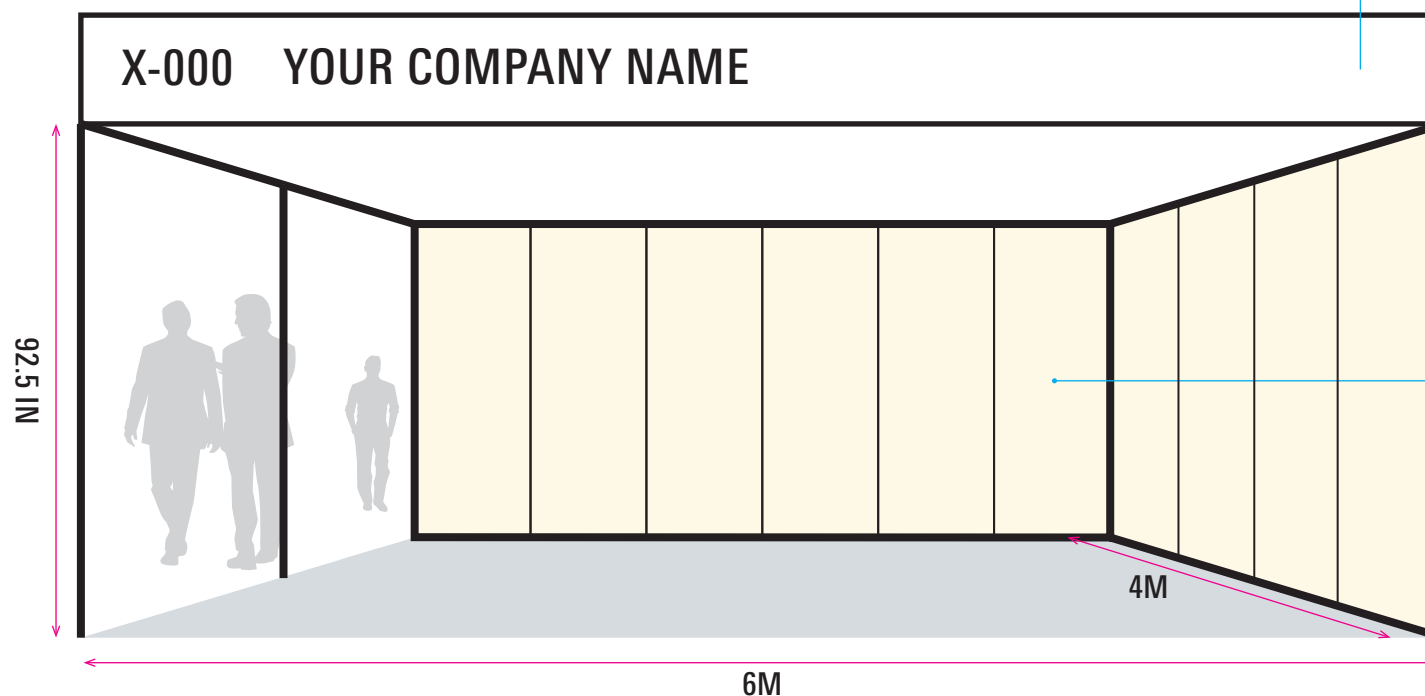


BOOTH SPECIFICATIONS

TWO SIDES OPEN — LEFT

6M*4M / 24-SQM
SHELL SCHEME

Standard Fascia
Customization is unavailable



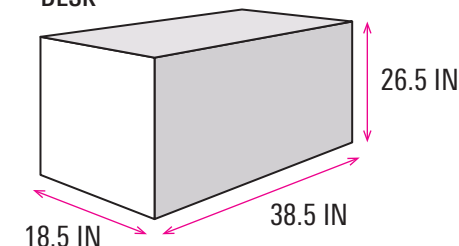
Panel Size
38.5 IN X 92.5 IN
Graphic Size*
38 IN X 92 IN

- Pre-built framework or shell structure
- Include a fascia board with the exhibitor's company name
- Comes with carpeting, lighting, and electrical outlets
- Include furniture and signage options
- Allows for easier customization and branding

SUPPLIED

Desks	1X2
Chairs	2X2
Spot-lights	3X2
Electrical Plug Points	1X2
Fascia Board + Carpet	—

DESK

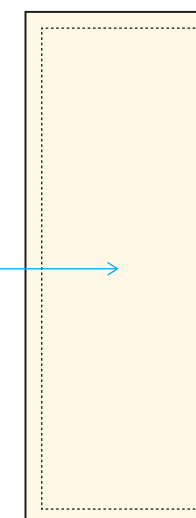
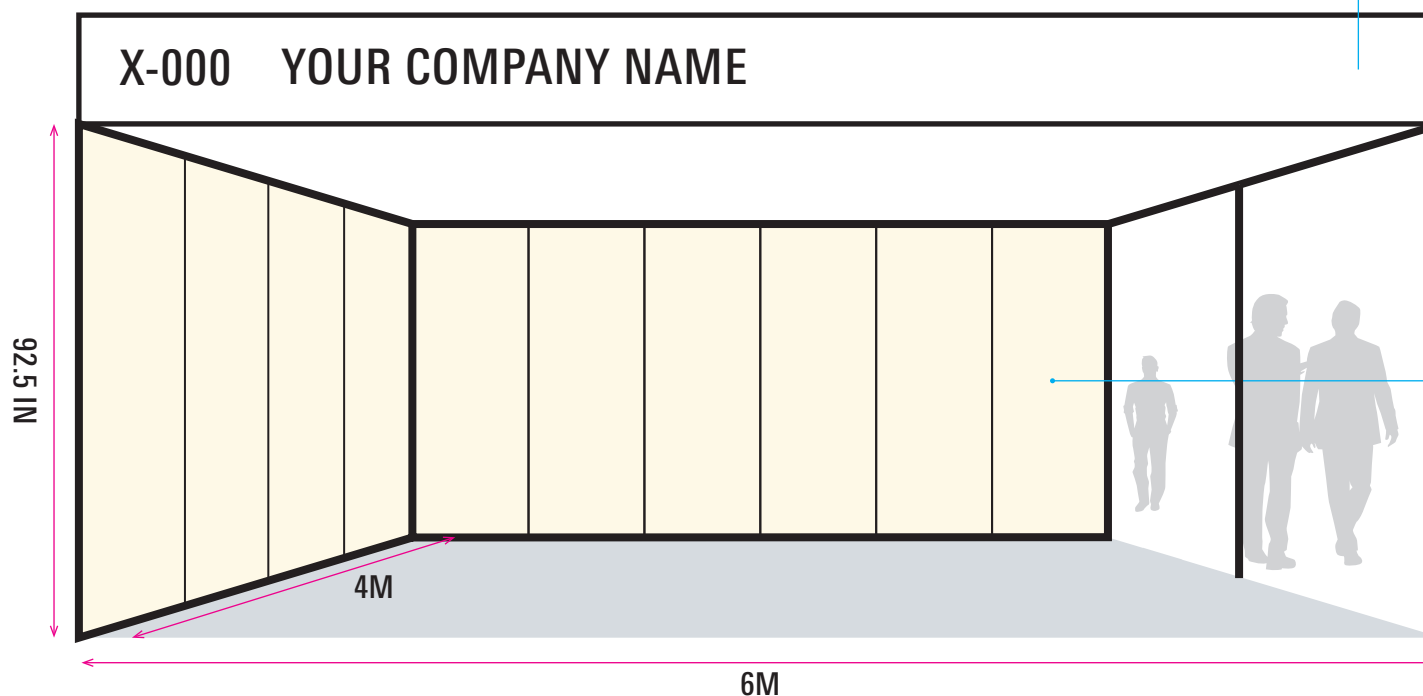


BOOTH SPECIFICATIONS

TWO SIDES OPEN — RIGHT

6M*4M / 24-SQM
SHELL SCHEME

Standard Fascia
Customization is unavailable



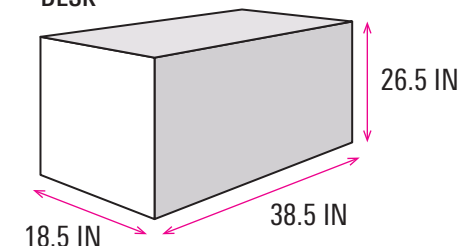
Panel Size
38.5 IN X 92.5 IN
Graphic Size*
38 IN X 92 IN

- Pre-built framework or shell structure
- Include a fascia board with the exhibitor's company name
- Comes with carpeting, lighting, and electrical outlets
- Include furniture and signage options
- Allows for easier customization and branding

SUPPLIED

Desks	1X2
Chairs	2X2
Spot-lights	3X2
Electrical Plug Points	1X2
Fascia Board + Carpet ...	—

DESK

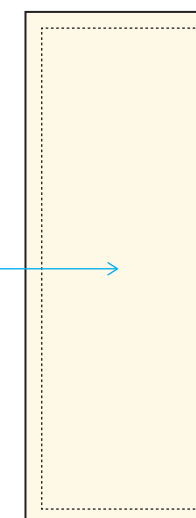
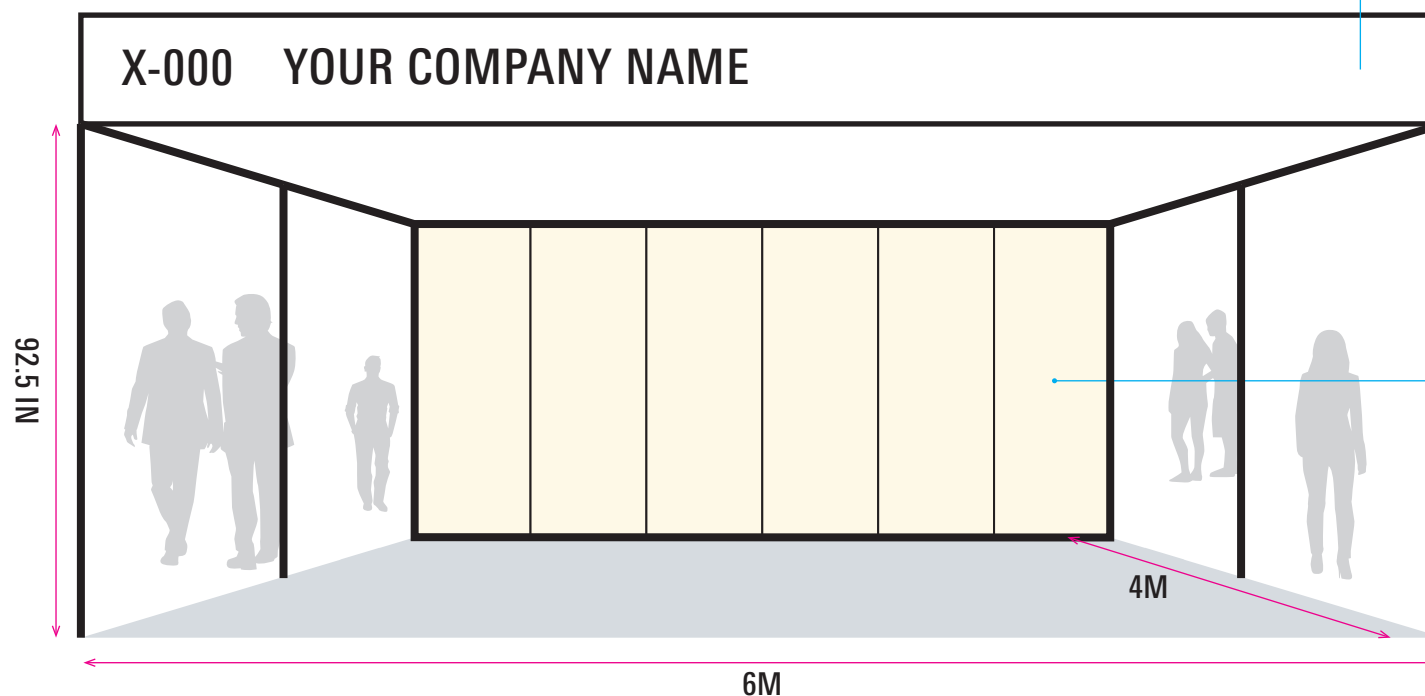


BOOTH SPECIFICATIONS

THREE SIDES OPEN

6M*4M / 24-SQM
SHELL SCHEME

Standard Fascia
Customization is unavailable



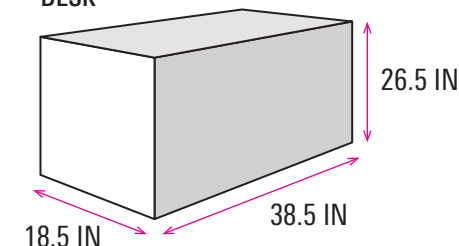
Panel Size
38.5 IN X 92.5 IN
Graphic Size*
38 IN X 92 IN

- Pre-built framework or shell structure
- Include a fascia board with the exhibitor's company name
- Comes with carpeting, lighting, and electrical outlets
- Include furniture and signage options
- Allows for easier customization and branding

SUPPLIED

Desks	1X2
Chairs	2X2
Spot-lights	3X2
Electrical Plug Points	1X2
Fascia Board + Carpet	—

DESK

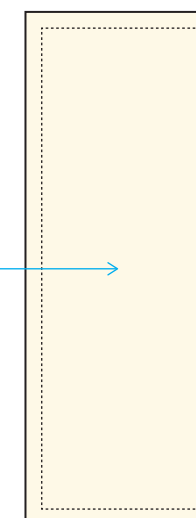
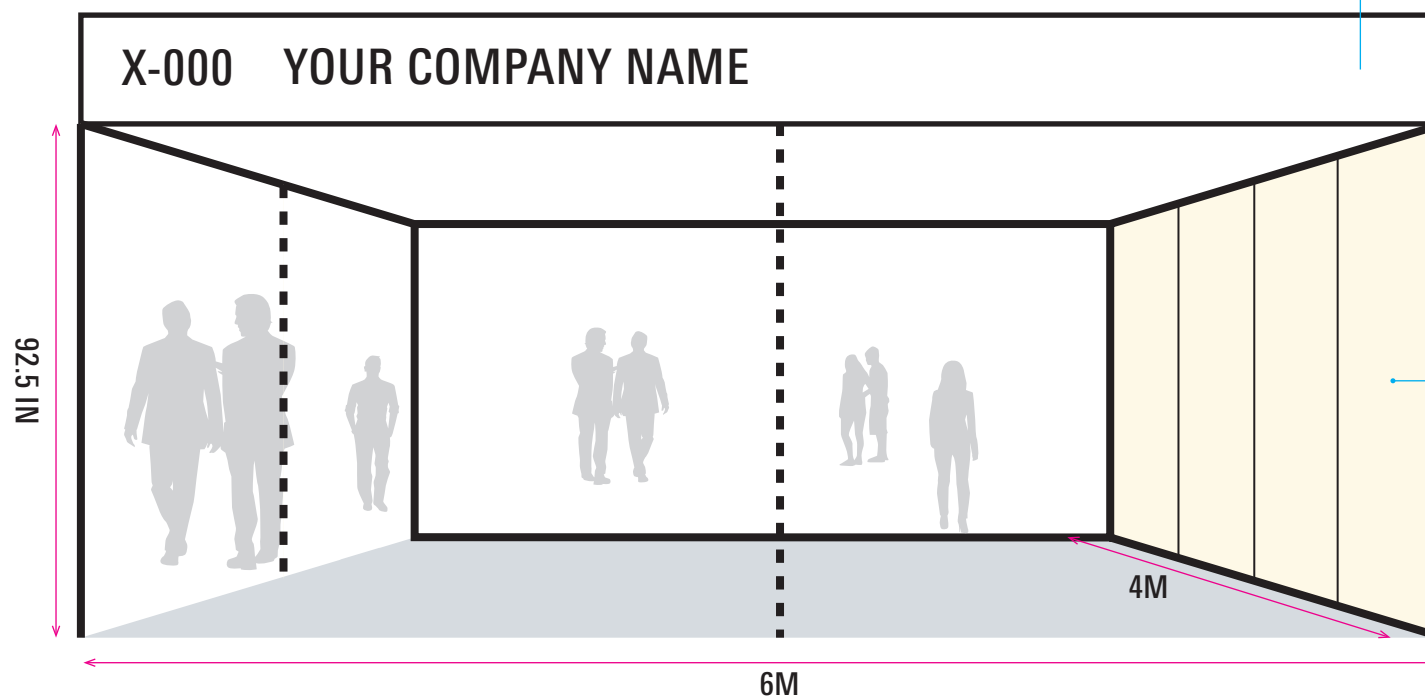


BOOTH SPECIFICATIONS

THREE SIDES OPEN — RIGHT CLOSED

6M*4M / 24-SQM
SHELL SCHEME

Standard Fascia
Customization is unavailable



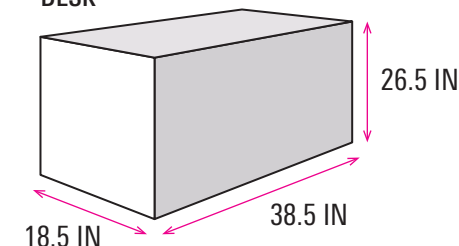
Panel Size
38.5 IN X 92.5 IN
Graphic Size*
38 IN X 92 IN

- Pre-built framework or shell structure
- Include a fascia board with the exhibitor's company name
- Comes with carpeting, lighting, and electrical outlets
- Include furniture and signage options
- Allows for easier customization and branding

SUPPLIED

Desks	1X2
Chairs	2X2
Spot-lights	3X2
Electrical Plug Points	1X2
Fascia Board + Carpet	—

DESK

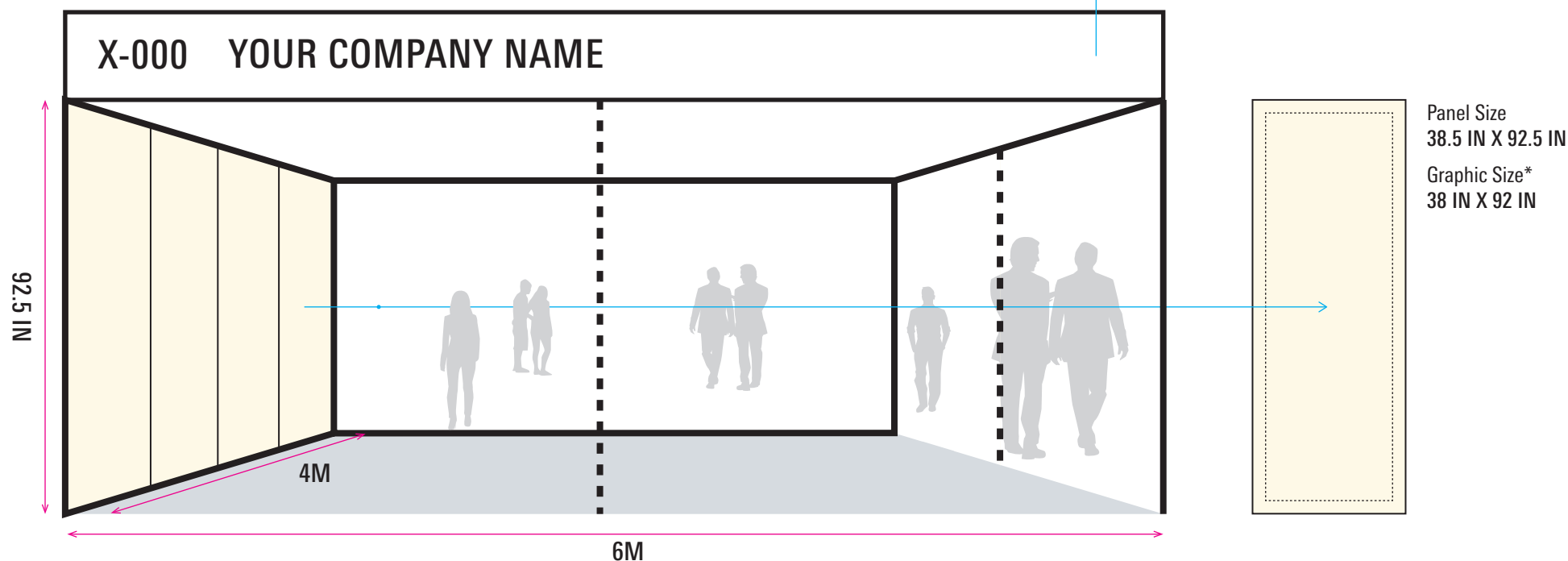


BOOTH SPECIFICATIONS

THREE SIDES OPEN — LEFT CLOSED

6M*4M / 24-SQM
SHELL SCHEME

Standard Fascia
Customization is unavailable

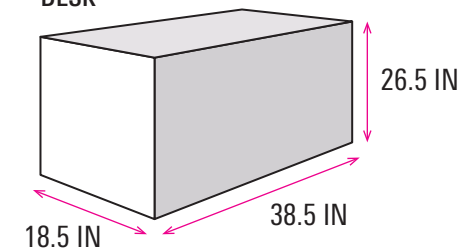


- Pre-built framework or shell structure
- Include a fascia board with the exhibitor's company name
- Comes with carpeting, lighting, and electrical outlets
- Include furniture and signage options
- Allows for easier customization and branding

SUPPLIED

Desks	1X2
Chairs	2X2
Spot-lights	3X2
Electrical Plug Points	1X2
Fascia Board + Carpet ...	—

DESK



BOOTH SPECIFICATIONS

BARE STAND (BESPOKE EXHIBITION SPACE)

6M*4M / 24-SQM RAW SCHEME

Bare space or raw scheme refers to an empty area rented for creating an exhibition stand. Such spaces offer the flexibility to construct a unique stand, whether it's a pre-made or custom design. To facilitate the planning and construction of your stand, consider engaging an exhibition stand design company. Raw spaces provide a canvas for exploring diverse ideas for your stand design.

To maintain uniformity in display and appearance of the entire exhibition and to ensure proper presentation of all exhibits, Exhibitors are advised to strictly follow the guidelines for stand construction, decoration & display specified as mentioned:

1. Exhibitors selected for raw/bare space will receive floor markings for their booked area, but they are responsible for constructing partition walls themselves.
2. A Minimum of 35% of the total space should be left open for free movement of visitors.
3. All sides of the stand should be properly finished and painted, particularly the partition on the side of the neighbouring stand. Exhibitor is advised to construct side partitions in mutual agreement with the neighbours.

Additional electricity fees will apply to all custom-built stands, with the total usage calculated at the conclusion of the event.

