

RAYZON SOLAR

L'LIOS

540 Wp - 555 Wp

MONO PERC 10BB
BIFACIAL (TRANSPARENT BACKSHEET)

30 Years Warranty for
Linear Performance*



12 Years Product Warranty on
Materials and Workmanship*



PRODUCT | CERTIFICATES

IS 14286, IEC: 61215, 61730, 62804, 61583, 61701, 62716 •
Quality Management System : ISO 9001:2015 •
Environment Management System : ISO 14001: 2015 •
Occupational Health and Safety : ISO 45001:2018 •



PRODUCT | KEY FEATURES

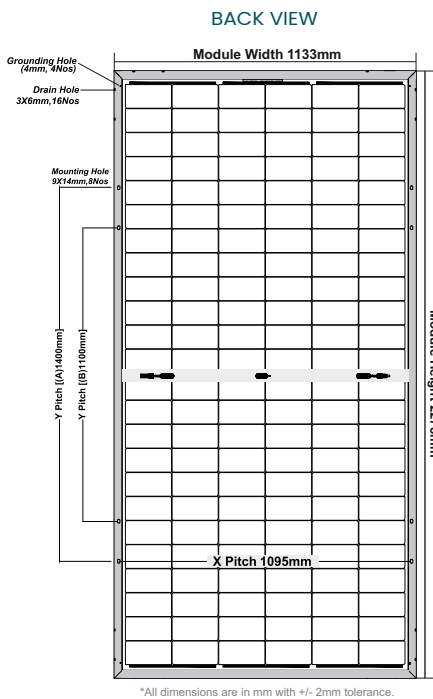
- Anti-reflective (AR) Coated Glass for Enhanced Power
- Excellent Module Efficiency with Bifacial Power Gain
- Rayzon Solar Module ensures Long-term reliability
- Positive Power Tolerance with Current Binning to Prevent Mismatch Losses

TECHNICAL DATA

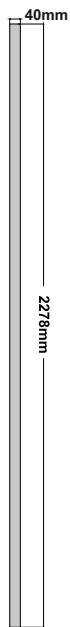
ELECTRICAL PERFORMANCE [Note: Power tolerance: 0 ~ +4.99 W. Power measurement uncertainty: < ±3%. Average value of NOCT: 44.51 ± 2 °C]

ELECTRICAL CHARACTERISTICS*	RSB540WC		RSB545WC		RSB550WC		RSB555WC	
	STC	NOCT	STC	NOCT	STC	NOCT	STC	NOCT
Nominal Maximum Power (Pmax)	540 W	405 W	545 W	408 W	550 W	412 W	555 W	416 W
Optimum Operating Voltage (Vmp)	41.86 V	39.09 V	42.01 V	39.23 V	42.14 V	39.35 V	42.28 V	39.48 V
Optimum Operating Current (Imp)	12.91 A	10.36 A	12.98 A	10.41 A	13.06 A	10.48 A	13.13 A	10.53 A
Open Circuit Voltage (Voc)	49.78 V	46.67 V	49.91 V	46.80 V	50.06 V	46.94 V	50.20 V	47.07 V
Short Circuit Current (Isc)	13.53 A	10.90 A	13.59 A	10.95 A	13.65 A	11.00 A	13.71 A	11.05 A
Module Efficiency	20.94 %		21.13 %		21.32 %		21.52 %	

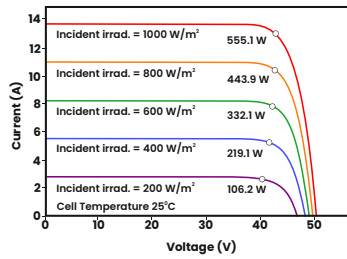
BIFACIAL OUTPUT – BACKSIDE POWER GAIN @ STC* [Bifaciality Factor: 75% ± 10%]					
[Note: The bifacial gain depends on the power plant design and site conditions. Electrical component ratings should be selected as per actual Bifacial gain at site (module currents indicated below)]					
		RSB540WC	RSB545WC	RSB550WC	RSB555WC
5%	Nominal Maximum Power (Pmax)	567 W	573 W	578 W	583 W
	Module Short Circuit Current / Efficiency	14.21 A / 21.99 %	14.27 A / 22.18 %	14.33 A / 22.39 %	14.39 A / 22.59 %
10%	Nominal Maximum Power (Pmax)	594 W	600 W	605 W	611 W
	Module Short Circuit Current / Efficiency	14.88 A / 23.03 %	14.95 A / 23.24 %	15.02 A / 23.46 %	15.08 A / 23.67 %
25%	Nominal Maximum Power (Pmax)	676 W	682 W	688 W	694 W
	Module Short Circuit Current / Efficiency	16.91 A / 26.17 %	16.99 A / 26.41 %	17.06 A / 26.65 %	17.14 A / 26.89 %



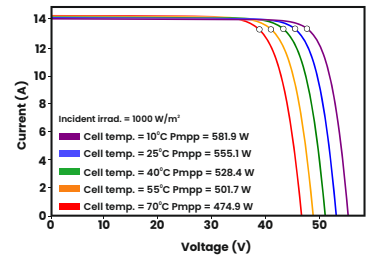
SIDE VIEW



IV Curve Variation with Irradiance

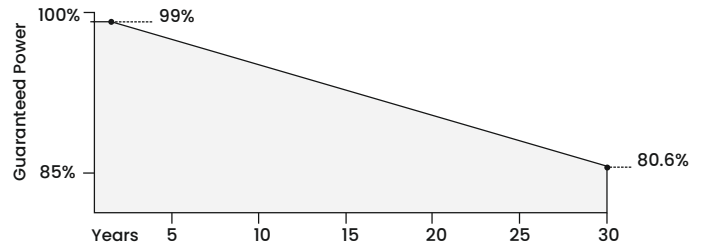


IV Curve Variation with Temperature



IV Curves for Front-Side Illumination of 555 Wp Panel

LINEAR PERFORMANCE WARRANTY



MECHANICAL SPECIFICATIONS

Dimensions	2278(L) x 1133(W) x 40(T) in mm
Weight (kg)	28.6
Cell type / No Of Cell	144 Half-cut Mono PERC Bifacial Solar cells
Frame	Anodized Aluminum Alloy (6005, Temper T6, Silver colour)
Front Cover	ARC coated Low Iron Tempered Glass (3.2 mm thick)
Encapsulate	Ethylene Vinyl Acetate (EVA) – PID resistant and UV resistant
Back Cover	Corona treated PVDF Fluoro-polymer based transparent Backsheet
Junction Box	25A Split type (3 nos. with individual Bypass Diode) – Weatherproof (IP68)
Bypass Diode	40 A, 45 V, 200 °C max. junction temperature
Cable	4 sq. mm, 300 mm length (Customised cable length available on request)
Connectors	MC4 compatible (MC4 original available on request)
Application Class Rating	Class A
Safety Class Rating	Class II
Mechanical Load Test	5400 Pa-Front; 2400 Pa-Back (as per IEC & UL)
Mounting Holes Pitch (Y)-mm	[A] 1400, [B] 1100
Mounting Holes Pitch (X)-mm	1095

MAXIMUM OPERATING CONDITIONS

Operating Temperature:	-40°C to +85°C
Maximum System Voltage:	1500V
Maximum Series Fuse Rating:	25 A

TEMPERATURE COEFFICIENTS

Current α (Isc) :	0.0284%/°C
Voltage β (Voc) :	-0.2444%/°C
Power γ (Pmax) :	-0.3210%/°C

STACKING STANDARD 19FT 20FT 40FT

No. of Modules per Container:	192	288	528
No. of Pallets per Container:	08	12	22
No. of Modules per Pallet/Weight:	24 Nos/730 Kg		
Pallet Dimensions in mm :	2320(L)*1000(W)*1275(H)		

Caution: Please read safety and installation instructions before using the product. *Warranty: Linear performance warranty for 30 years, with degradation up to 2% in 1st year and 0.6 %/year from year 2 to year 30. Please read Rayzon warranty documents thoroughly. Disclaimer: Specifications included in the datasheet are subject to change without prior notice owing to continuous innovation in the Product Development and R&D Activities. RAYZON SOLAR PVT. LTD. reserves the right to make any adjustment to the information described here. Dataset contained in this specification do not form a representative of a single module data. @T&C Apply.