







# Monaco di Baviera Classic 2026

## The original. The classic. The legendary.

### TIMELINE




 <b>June 12</b>	 <b>June 19</b> Balanstraße 71A, Munich	 <b>June 20</b> Balanstraße 71A, Munich	 <b>June 27</b> Balanstraße 71A, Munich
<p><b><u>Deadline for tracker deposit</u></b></p> <p>Deposit must arrive latest on 16 June. If you have not done it yet, do it and send your proof of transfer until 15.06. to <a href="mailto:info@ultracyclingchallenges.com">info@ultracyclingchallenges.com</a></p>	<p><b>16:30-18:00:</b> Accreditation, starter bag pick-up and rider meet-up</p> <p><b>18:00-18:15:</b> Rider briefing</p> <p><b>18:15-18:50:</b> Accreditation, starter bag pick-up and rider meet-up</p>	<p><b>04:30-05:10</b> Coffee Service by Specialized Munich</p> <p><b>04:40-05:00:</b> Store your bag with the provided zip-tie (if booked)</p> <p><b>05:14:</b> Challenge starts for rider numbers 1-49.</p> <p><b>05:19:</b> Challenge starts for rider numbers +50</p>	<p><b>17:30</b> Rider get-together</p> <p><b>21:18</b> Deadline for challenge completion</p>

### The rider's mandatory check list

Status	Task	Action
<input type="checkbox"/>	<b>Reserve your Tracker Device (deposit of the 150 eur)</b>	Reserve your tracker and pay the deposit at least <b>1 week before the start</b> . If you haven't done it yet, do it now. <a href="https://ultracyclingchallenges.com/tracker-deposit-kaution">https://ultracyclingchallenges.com/tracker-deposit-kaution</a>
<input type="checkbox"/>	<b>Bag &amp; Bike Box Storage (optional)</b>	Need us to store your bag or bike box? Check the conditions in the email " <i>Bag &amp; Bike Box Storage Service   Monaco di Baviera Classic</i> " and book your storage. <a href="https://ultracyclingchallenges.com/bag-storage-lite-classic">https://ultracyclingchallenges.com/bag-storage-lite-classic</a> Password: REGISTRATION26
<input type="checkbox"/>	<b>Insurance Check</b>	Ensure you have all required insurance coverage in place.
<input type="checkbox"/>	<b>Read the Rider Manual</b>	Read both the <a href="#">Rider Manual</a> and <a href="#">Rider Safety Document</a> carefully.
<input type="checkbox"/>	<b>Sign and send the Rider Agreement</b>	Sign the Rider Agreement ( <a href="#">EN</a> , <a href="#">DE</a> ) and send it to: <a href="mailto:info@ultracyclingchallenges.com">info@ultracyclingchallenges.com</a> <b>before 18.06</b>
<input type="checkbox"/>	<b>Download GPX Files</b>	Download all route files and upload them to your navigation device. <a href="https://drive.google.com/drive/folders/1Wt_RFzKzsNkUrjN60LOj-d8LAsiuz8Bt?usp=sharing">https://drive.google.com/drive/folders/1Wt_RFzKzsNkUrjN60LOj-d8LAsiuz8Bt?usp=sharing</a>
<input type="checkbox"/>	<b>Safety Equipment Check</b>	Verify that you carry all mandatory safety equipment.
<input type="checkbox"/>	<b>Learn How Tracking Works</b>	Download the tracking app and read the two "must read" documents before the welcome event: <ul style="list-style-type: none"> <li>- <a href="#">App download and tracker set-up</a></li> <li>- <a href="#">Tracker return and deposit reimbursement</a></li> </ul> <p>Test the App and tracker as soon as you collect the tracker on 19.06!</p>

### Highly recommended

<p><b>Join the Official WhatsApp Group</b></p>	<p>Select <a href="#">this link</a> or scan the QR code and join the rider community.</p> 
<p><b>Upload Your Bike Setup</b></p>	<p><a href="#">Share your bike setup</a> with the ultracycling community and inspire other riders. Submissions remain open until 19.06.</p>



# Monaco di Baviera Classic 2026

## The original. The classic. The legendary.

### FAQs

What is included in my starter bag?

- Tracker device (shared by participants in Team mode)
- Monaco di Baviera Classic personalized cap
- Monaco di Baviera Classic pen
- Monaco di Baviera Classic Route map and rider letter
- Event stickers to be placed on bike frame, helmet, or bikepacking bags (these help identify you on the road)
- Ultracycling Challenges gummies
- Ultracycling Challenges reflective armband (recommendation: wear always)
- MNSTRY energy gel and energy bar
- Cyclite discount card
- Cyclite pouch
- Specialized water bottle

What if there is anything in the rider bag that I am not going to make use of?

We strive to be as sustainable as possible. So if there is anything you are not planning to make use of, we will welcome if you give it back to us so we put it at the disposal of other riders who may find benefit on it.

Please note that we strongly recommend to keep and use the Monaco di Baviera and Ultracycling Challenges goodies, as these aim to keep you safe and identify you on the route.

I have booked the bag storage service. How does it work?

Participants who booked the bag storage service will receive a zip tie marked with their rider number during accreditation. Please attach it securely to your bag.

Stored bags must be handed over on challenge morning between: **04:40 – 05:00. No bag will be picked-up after 05:00h.**

If you have booked storage for your **bike-box**, you must bring it to Schumacherring 29, 81737 **before 12:00h on 19.06.26**. Contact [Info@ultracyclingchallenges.com](mailto:Info@ultracyclingchallenges.com).

What route will we follow?

All **GPX files are available for download [here](#)**.

The folder includes:

- The complete route as a single GPX file
- The route split into 7 separate sections for easier navigation

#### Viewing the route on Komoot

If you would like to explore the route on **Komoot**, follow these steps:

- [Follow Ultracycling Challenges on Komoot](#) (click Follow / Folgen)
- After a few hours, you will be added as friend and have access to the route

How will the departure be organised?

The **start** will take place in two groups:

- Group 1: Rider numbers 1–49. Start time: **05:14** (sunrise)
- Group 2: Rider numbers 50 and above. Start time: **05:19**

**For the first 4.7 km**, until the exit towards Perlach Forst, riders will proceed in a compact group, following the leader, under a neutralized start. Group leader: Group 1: Media Car (Erich & Nacho) Group 2: Media Bike (Iñaki)

*During these 4.7 km-s: Ride within a single traffic lane, maintain a compact formation. and follow the lead vehicles (aprox 30 km/h). Continue to respect all traffic regulations, including traffic lights and right-of-way rules.*

**From kilometer 4.7 onwards:** Real challenge guidelines apply: **No drafting and couples or groups riding together at all times. Ensure you comply with this as disqualification policy applies (see next page).**

Will I receive any update / communication during the Challenge?

Relevant official weather alerts and safety-related communications will be published, if available and necessary, via e-mail and the riders' [WhatsApp group](#).



# Monaco di Baviera Classic 2026

## The original. The classic. The legendary.

### FAQs

**Do I need to plan my timing for any specific section of the route?**

Yes. The route crosses the **Grossglockner Hochalpenstrasse**, one of the most iconic climbs of the event, between km 1,286 (near Heiligenblut) and km 1,319 (near Ferleiten). This road is **only accessible between 05:30 and 21:00. Last entry permitted 20:15.**

It is your responsibility to plan your pace, rest stops and sleep strategy so that you reach and cross this section within the permitted time window.

**Please note:**

- Entering the Grossglockner Hochalpenstrasse outside the permitted opening hours will result in disqualification.
- Riders who are still on the road after 21:00 will receive an 8.5-hour time penalty.
- We strongly recommend monitoring your progress well in advance and adjusting your strategy if necessary to avoid arriving too late at this section.

**What could make me disqualified during the challenge?**

- Lacking the mandatory equipment and insurance
- Drafting after km 4,7 if registered as a solo
- Not riding with your couple / group at all times if registered as a group
- Not following the designated route (including riding on the bike line if the GPX file indicates it) at all times, unless traffic signs indicate otherwise
- Disobeying traffic signs and laws
- Leaving the official route in a way that also results in a violation of traffic regulations
- Not having the tracker on and with signal at all times
- Receiving pre-arranged support or third-party assistance
- Systematic use of pills
- Entering the Grossglockner Hochalpenstrasse outside the permitted hours

**About the “no drafting” policy**

Drafting means riding closely behind another rider (less than 10-12m) in a way that the rider benefits from reduced wind resistance and gains an unfair advantage.

To avoid drafting, maintain a minimum distance of **about 5–6 bike lengths** to the rider ahead whenever possible and, when you overtake, complete the manoeuvre promptly. If you are being overtaken, allow the passing rider to move ahead before re-establishing the required gap.

Respecting the no-drafting rule ensures fairness, preserves the spirit of ultracycling, and allows every rider to achieve their result through their own effort.

**If you observe repeated or intentional drafting, please document it with the cap number visible and send** to the organisation. Do not confront other riders on the road. Let the organisers review the situation and take appropriate action.

If any photos or video show any rider drafting, the rider will be disqualified.

**Let's together protect fairness & the spirit of unsupported ultracycling.**

**What if I encounter temporary roadworks, detours, or unexpected road closures?**

Follow local traffic regulations and the steps described in the [Rider Manual](#) (especially the section Spirit and Rules – During the Challenge) and [Rider Safety Document](#).

Remember: Leaving the official route in a way that also results in a violation of traffic regulations will lead to disqualification.

**Is there any rewards for finishers?**

- All official finishers will receive:
- Monaco di Baviera Classic 3D Finisher Trophy
  - Hoppebräu alcohol-free beer

Participants wishing to enjoy the complimentary 1-day access to Elements Fitness & Wellness should request their gift card upon finishing.



# Monaco di Baviera Classic 2026

## The original. The classic. The legendary.

### FAQs

**May I share my experience with the public?**

Sure! You may post in your preferred social media by mentioning @ultracyclingchallenges and @monacodibavieraclassic\_ and we will repost, so the experience reaches more people!

If you want to bring the experience closer to your friends, family, and followers, record short videos or messages on how your adventure is going, memorable moments...and send them to the WhatsApp of Iñaki (+34 646 007 887).

We will feature these updates on the event's social media channels so people have the possibility to feel the challenge as if they were beside you.

**Is there any “non-written practice” I may want to observe?**

In unsupported ultracycling, it is common for riders to stay at the finish and welcome participants who arrive later.

We encourage all finishers to join the organization in congratulating fellow riders as they complete their journeys. The finish line experience becomes even more special when shared.

**When will the tracker deposit be returned?**

Tracker deposits will be returned upon the return of the tracker in good conditions in the established period (max 10 days after the participant finishes the challenge or is marked as DNF):

- If you are a finisher: Return your tracker in person to one of the main organizers (Iñaki or Ainara), or to the volunteer responsible for receiving you at the finish area.
- If you are marked as DNF (Did Not Finish): Switch off the tracker immediately and return it either in person within 5 days of being marked as DNF, or by shipping it so that it is delivered within 10 days of being marked as DNF to:

Ignacio Camino Ezpeleta – Ultracycling Challenges  
Schumacherring 29  
81737 Munich  
Germany

**REMEMBER:**

If you decide to return the tracker by post:

- Pack the tracker securely to prevent damage during transport.
- Send it as a registered parcel. Do not send it as a letter, as postal and courier companies may return it to the sender.
- If shipping from outside the European Union, pay the relevant customs fees and import. Any customs charges advanced by Ultracycling Challenges will be deducted from your deposit, plus applicable VAT (20%).
- Email the shipment tracking number to [info@ultracyclingchallenges.com](mailto:info@ultracyclingchallenges.com) immediately after dispatch.

Thank you for understanding that Ultracycling Challenges cannot act as an intermediary in claims related to loss or damage during shipment. Any such claim must be handled directly with the shipping provider. You may want to consider an insurance coverage of 150 EUR with the shipping company.

Thank you for being a role-model to this community and helping us bring Monaco di Baviera Classic to life for everyone following along.

**Ride safe, ride bold, ride bright, and enjoy every kilometer.**

Please note that this document is for informational purposes only. The Rider Agreement remains the sole and official source of your contractual terms.