



# PROFESSIONAL WOODWORKING TRAINING

HOTEL & RESORT

# WHO ARE WE?



At **Ignition Lab**, we believe in redefining professional growth by blending creativity with practical expertise. Since 2017, we've been transforming the art of woodworking into a dynamic tool for leadership development, teamwork, and innovative problem-solving.

Originally rooted in hands-on craftsmanship, our training programs now cater to the unique demands of the hotel and resort engineering industry. Through our tailored, engaging, and impactful training sessions, we aim to elevate technical skills while nurturing the human element behind every successful engineering team.



# THE FOUNDER



**ALAN NG**

*Founder Of Ignition Lab*

**1998** was the year I decided to focus my efforts on people's potential and community development initiatives after a short stint with Raleigh International, a UK-based outreach organisation that had a field office base in Sabah, Malaysia. I underwent positive personal growth that spurred me to set-up my own events agency that successfully managed many regional as well as international events whilst actively contributing my time towards youth development programs and community service initiatives. And twenty years on, I've shown no signs of slowing down.

A graphic designer by certification, I spent many a year dabbling in agency work especially with **Universal McCann** as Outdoor Director. Eventually ventured into event management where I had the privilege of working with reputable clientele such as **Disneyland Hong Kong** as well as **Universal Studios Singapore**; the latter as a Thematic Artist and the former as an Art Director.

# **TRAINING PROGRAM**

## **MASTERCRAFT TIMBER**

### **WORKSHOP**

# TRAINING OBJECTIVE



The training aims to develop key skills necessary for the “engineering team” to equip themselves with the best woodworking knowledge, restoration skills, and safety.

This enables each individual to develop their confidence, experience, and knowledge to operate professionally!




# 2 DAYS TRAINING



**Wood Behavior And Character**



**Safety & First Aid**



**Tool, Machine Handling & Maintenance**



**Certification**



**Reflection Debrief**



**On-Site Restoration & Finishing**

# LEARNING 1 - TOOL & MACHINE HANDLING



Learning how to use tools and machines professionally will help to avoid accidents within the workshop and on the job-site. It also helps to reduce wastage and increase productivity and cost savings. Area that will be covered during this course are:

**Know your tools and handling method, maintenance method, safety and how to prevent accidents.**



Mitre Saw




Table Saw



Router



Table Planer



Hand Planer



Jig Saw



Orbital Sander



Impact Driver

# LEARNING 2 - SAFETY GEAR



Safety equipment was frequently misused, leading to damage and an unsafe work environment.

One of the most common causes of accidents in hotel and resort maintenance is the improper handling of the table saw. Therefore, comprehensive training on this particular equipment is essential. As part of this training, the maintenance team will create their own table saw 'push sticks' to help prevent future accidents.

Basic first aid will also be covered in the workshop.



Mask & Respirator



Goggle & Ear Muff



Protection Glove



Mitre Saw Push Stick

# LEARNING 3 – PRODUCT FINISHED



With the hushed environment and exposure to the sun and sea, timber requires close observation and care to ensure a lasting life span. Maintenance and restoration play an important role in ensuring a pleasant stay for the guests.

Maintenance costs and time utilized in the process of restoration can be reduced if the correct materials are applied and practiced. Natural and environmentally friendly oil like 'Tung-oil' or 'Linseed-oil' are ideal for timber products and outdoor surfaces. A variety of finishing products will be covered in this section – wax, stain, PU base and oil.



PU Based Finishing



Stain Finishing



Oil & Wax Finishing

# LEARNING 4 – RESTORATION



A walk-through of the resort facility to identify items and areas that need restoration and correction before and after the restoration process. This learning session is essential for training participants to recognize and understand the methods and steps that need to be implemented promptly.

The areas and items that will be covered are timber floor decking, furniture, door, wall, ceiling cladding, and other timber items.



On-Site Restoration & Identification



Restoration Method



Timber Character & Behaviour

# SKILL WOOD WORKSHOP

## DAY 1

9:00AM

OBJECTIVE & LEARNING INTRODUCTION.

9:10AM

TOOLS AND SURROUNDING/WORK SPACE SAFETY.

9:20AM

BASIC UNDERSTANDING ON WOOD CHARACTER & TYPE.

10:00AM

TOOL AND MACHINARIES USAGE/HANDLING – MITRE SAW, TABLE SAW, ORBITAL SANDING, CORDLESS DRILL, DRILL-PRESS, SQUARE & HAND SAW.

12:00PM

BREAK FOR LUNCH.

1:00PM

STRUCTURE & STRENGTH.

1:30PM

BASIC WORKSHOP FIRST AID.

2:00PM

BUILD YOUR FIRST STOOL – MATERIAL PREPARATION METHOD.

2:30PM

BUILD YOUR FIRST STOOL – CUTTING YOUR WOOD & SANDING.

5:00PM

END OF SESSION.

# SKILL WOOD WORKSHOP

## DAY 2

9:00AM	FURNITURE RESTORATION – IDENTIFY ISSUE & CAUSED.
9:30AM	FURNITURE RESTORATION – TYPE OF VARNISH, OIL, WAX & ETC.
11:00AM	MACHINE MAINTENANCE METHOD.
12:00PM	BREAK FOR LUNCH.
1:00PM	RESTORATION AND MAINTENANCE ( <i>Walk-about at the resort/hotel to identify restoration area and method</i> ).
4:30PM	OVERALL REFLECTION AND RECAP.
4:45PM	WORKSHOP COMPLETION – CERTIFICATION PRESENTATION
5:00PM	END OF PROGRAM.



# TRAINING DETAILS

<b>DATE:</b>	TO BE CONFIRM
<b>TIME:</b>	9:00AM – 5:00PM
<b>VENUE:</b>	AT CLIENT'S VENUE
<b>TRAINING DURATION:</b>	2 DAYS
<b>NUMBER OF PAX:</b>	WITHIN 30 PAX x 2 DAYS
<b>WORKSHOP SET UP:</b>	1 DAY PRIOR TO THE WORKSHOP

# TRAINING CERTIFICATION & COSTING



Certification will be given to all participants who had completed the training workshop.

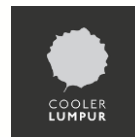
Alan Ng is a HRDF certified trainer. Training conducted is claimable under HRD-Corp.

Claimable training amount:  
**RM10,500 per session**  
*(16 training hours)*

## NOTE:

For outstation training, accommodation and meals are to be provided by the client.

# EXPERIENCES





# THANK YOU

**FACEBOOK:** [ignitionlab](#)

**INSTAGRAM:** [ignition\\_lab](#)

**LINKEDIN:** [www.linkedin.com/in/ignition](http://www.linkedin.com/in/ignition)

**WEBSITE:** [ignitionlabwoodwork.com](http://ignitionlabwoodwork.com)