

Network cabinet, mainly used in cabling project, and storing networking equipment and accessories such as routers, switches, displays, patch panels. The width is 600mm, 800mm and 1000mm, depth is 600mm, 800mm and 1000mm, with tempered glass or vented front door, not strict with heat dissipation and environment. This product has good usability and safety protection facilities, easily operated, installed, and maintained, and operator's safety can be guaranteed. In addition, network cabinet meets the requirements of standardization, normalization and serration, easily produced, assembled, debugged, packed and shipped. It is designed exquisite, applicable, and color coordination.



■ 19" mounting angle with scale enables users to precisely locate profile.



■ 19" zinc coated profile with scale.



■ Multi-function cable manger is available in the rear.



■ Safty Warning label.



■ Cable Entrence in the bottom is ajustable.



■ Cable manager with cover is available for 800mm width cabinet .



## Application

The network cabinet is available between 22U and 42U as standard. The cabinet has been designed for cabling projects and storage of networking equipment. The cabinet comes in a standard 600mm or 800mm or 1000mm width and depth, with variable height options.

The cabinet provides a protective working environment for the equipment it holds and has been widely adopted by professional network vendors.

The network cabinet series possesses an elegant design which reflects the rock's ability to manage network and accessories.

## Main Material

All is made of high-quality SPCC Cold Rolled Steel

### Thickness:

frame: 1.5mm

Square-hole post: 1.5-2.0mm

Side door: 1.0mm

Shelf board: 1.2mm

Tempered glass: 4.0mm or vented door

**Color:** RAL 9004 (black) or RAL7035 (grey)



## Feature

### Surface finish:

The rack includes a powder coating surface finish which ensures it remains grease and corrosion free.

The surface finish complies with relevant ROHS requirements.

### Ventilation:

The Network rack includes a perforated and curved Front door, which can be easily removed when required. The rear door of the rack is double opening, while both side doors split in to 2 parts.

### Options:

Fan tray: standard 4 fans and optional 6 fans.

Vertical Cable Manager: for cabinet width 800mm and 1000mm.

### Cabling:

The rack possesses several adjustable cable routings channels within the top and bottom of the rack.

In addition, both sides of the rear panel are fitted with cable management routing holes at the bottom.

### Structure:

The rack can be fitted with castor wheels and Supporting feet if required. The maximum static holding of the rack is 800kgs or 1000kgs.

### Standard:

Comply with ANSI/EIA RS-310-D, IEC60297-2, DIN41494 PART 1 and DIN41494 PART 7

IP rating: IP30 or IP42

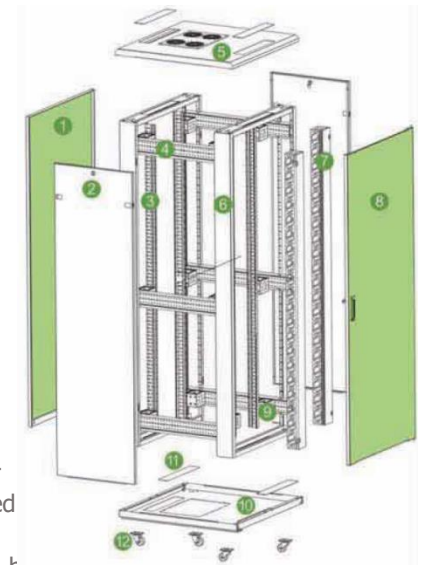
\* Rack's size (width\*depth) can be customized according to customer's requirements.

## Product Standard Configuration

S/N	Specification	Qty	Material	Surface Finish	Remark
1	Rear door	1	----	----	See front & rear door type
2	Side panel	2	SPCC t1.0	Powder coated	Small round lock
3	19" rails	4	SPCC t2.0	Zinc plated	
4	Mounting angle	4/6	SPCC t1.5	Powder coated	6pcs for over 33U
5	Top cover	1	SPCC t1.2	Powder coated	
6	Side frame	2	SPCC t1.2	Powder coated	
7	Cable management slot	2	SPCC t1.0	Powder coated	Only used for 800 width cabinet
8	Front door	1	----	----	See front & rear door type
9	Mounting spacer	8/12	SPCC t2.0	Powder coated	Only used for 800 width cabinet
10	Bottom	1	SPCC t1.0	Powder coated	
11	Cable entry panel	4	SPCC t1.2	Powder coated	
12	2" heavy duty castor	4	----	----	----
A	M12 adjustable feet	4	Steel	Zinc plated	Height: 100MM
B	M6 screw& nuts	20/40	Steel	Zinc plated	40pcs for over 33U
C	Trox Tooling	1	Steel	Zinc plated	----

## Front and Rear Door

## Structure Diagram



### Front & Rear Door

- Tempered glass door with striped hole
- Small lock/Long-handled lock
- Reversible right- or left-handed doors
- Turning angle is over 180 degrees
- Material: Sheet steel and 4MM safety glass
- Surface Finish: Powder coated

### Front & Rear Door

- High-density vented door, slotted surface
- Small lock/Long-handled lock
- Reversible right- or left-handed doors
- Turning angle is over 180 degrees
- Material: Sheet steel
- Surface Finish: Powder coated

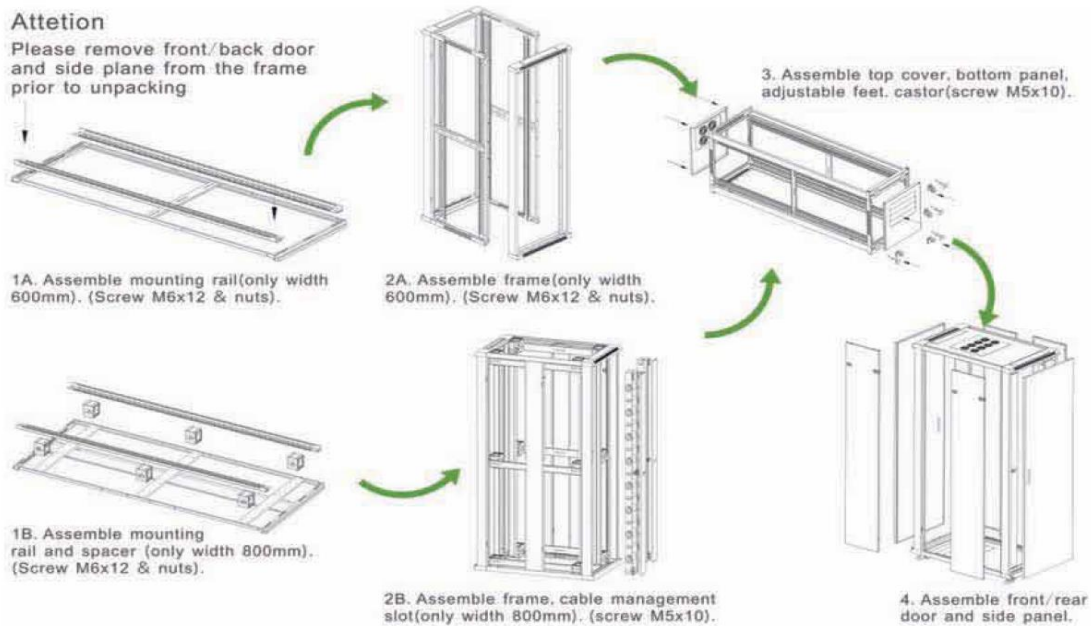
### Front & Rear Door

- High-density vented double opened damper
- Small lock/Long-handled lock
- Reversible right- or left-handed doors
- Turning angle is over 180 degrees
- Material: Sheet steel
- Surface Finish: Powder coated

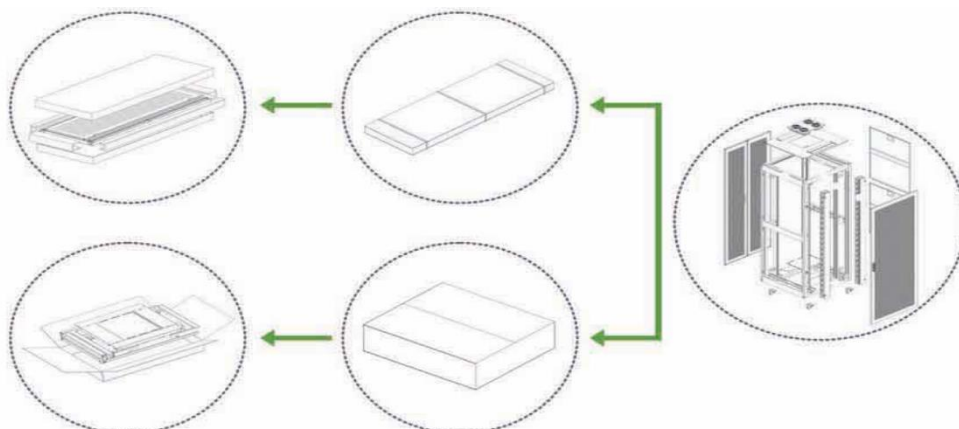
## Optional Accessories



## Assembling Diagram



## Packing Diagram



## Ordering Information

Product Code	Description
LN-DW-22U-FSx-66	Floor Stand Network cabinet 600*600 22U, 19" single front door
LN-DW-22U-FSx-68	Floor Stand Network cabinet 600*800 22U, 19" single front door
LN-DW-22U-FSx-68-D	Floor Stand Network cabinet 600*800 22U, 19" double front door
LN-DW-22U-FSx-88	Floor Stand Network cabinet 800*800 22U, 19" single front door
LN-DW-22U-FSx-88-D	Floor Stand Network cabinet 800*800 22U, 19" double front door
LN-DW-22U-FSx-810	Floor Stand Network cabinet 800*1000 22U, 19" single front door
LN-DW-22U-FSx-810-D	Floor Stand Network cabinet 800*1000 22U, 19" double front door
LN-DW-27U-FSx-66	Floor Stand Network cabinet 600*600 27U, 19" single front door
LN-DW-27U-FSx-68	Floor Stand Network cabinet 600*800 27U, 19" single front door
LN-DW-27U-FSx-68-D	Floor Stand Network cabinet 600*800 27U, 19" double front door
LN-DW-27U-FSx-88	Floor Stand Network cabinet 800*800 27U, 19" single front door
LN-DW-27U-FSx-88-D	Floor Stand Network cabinet 800*800 27U, 19" double front door
LN-DW-27U-FSx-810	Floor Stand Network cabinet 800*1000 27U, 19" single front door
LN-DW-27U-FSx-810-D	Floor Stand Network cabinet 800*1000 27U, 19" double front door
LN-DW-32U-FSx-66	Floor Stand Network cabinet 600*600 32U, 19" single front door
LN-DW-32U-FSx-68	Floor Stand Network cabinet 600*800 32U, 19" single front door
LN-DW-32U-FSx-68-D	Floor Stand Network cabinet 600*800 32U, 19" double front door
LN-DW-32U-FSx-88	Floor Stand Network cabinet 800*800 32U, 19" single front door
LN-DW-32U-FSx-88-D	Floor Stand Network cabinet 800*800 32U, 19" double front door
LN-DW-32U-FSx-810	Floor Stand Network cabinet 800*1000 32U, 19" single front door
LN-DW-32U-FSx-810-D	Floor Stand Network cabinet 800*1000 32U, 19" double front door
LN-DW-38U-FSx-66	Floor Stand Network cabinet 600*600 38U, 19" single front door
LN-DW-38U-FSx-68	Floor Stand Network cabinet 600*800 38U, 19" single front door
LN-DW-38U-FSx-68-D	Floor Stand Network cabinet 600*800 38U, 19" double front door
LN-DW-38U-FSx-88	Floor Stand Network cabinet 800*800 38U, 19" single front door
LN-DW-38U-FSx-88-D	Floor Stand Network cabinet 800*800 38U, 19" double front door
LN-DW-38U-FSx-810	Floor Stand Network cabinet 800*1000 38U, 19" single front door
LN-DW-38U-FSx-810-D	Floor Stand Network cabinet 800*1000 38U, 19" double front door
LN-DW-42U-FSx-66	Floor Stand Network cabinet 600*600 42U, 19" single front door
LN-DW-42U-FSx-68	Floor Stand Network cabinet 600*800 42U, 19" single front door
LN-DW-42U-FSx-68-D	Floor Stand Network cabinet 600*800 42U, 19" double front door
LN-DW-42U-FSx-88	Floor Stand Network cabinet 800*800 42U, 19" single front door
LN-DW-42U-FSx-88-D	Floor Stand Network cabinet 800*800 42U, 19" double front door
LN-DW-42U-FSx-810	Floor Stand Network cabinet 800*1000 42U, 19" single front door
LN-DW-42U-FSx-810-D	Floor Stand Network cabinet 800*1000 42U, 19" double front door

**\* Note:**

x=G for the Tempered glass door  
 x=V for the Vented door

**Notice:** The data in this document are only reference and will be changed without any notice.

This specification is intended as a guide only.