

# State v. Jones

---

**Court/Jurisdiction:** Butler

**Prepared For:** Stagger-Burro and Associates

**Prepared By:** CaseExhibits.com

**Date Prepared:** 2025-02-15

The visual exhibits and summaries contained in this report are presented in a neutral and factual manner. All data is depicted as provided, without interpretation regarding intent, motive, or significance. Any conclusions drawn from the information presented are solely within the province of the trier of fact.

# 1. Executive Summary

Total calls: 1000 (Completed: 512, Missed/Zero-sec: 488)

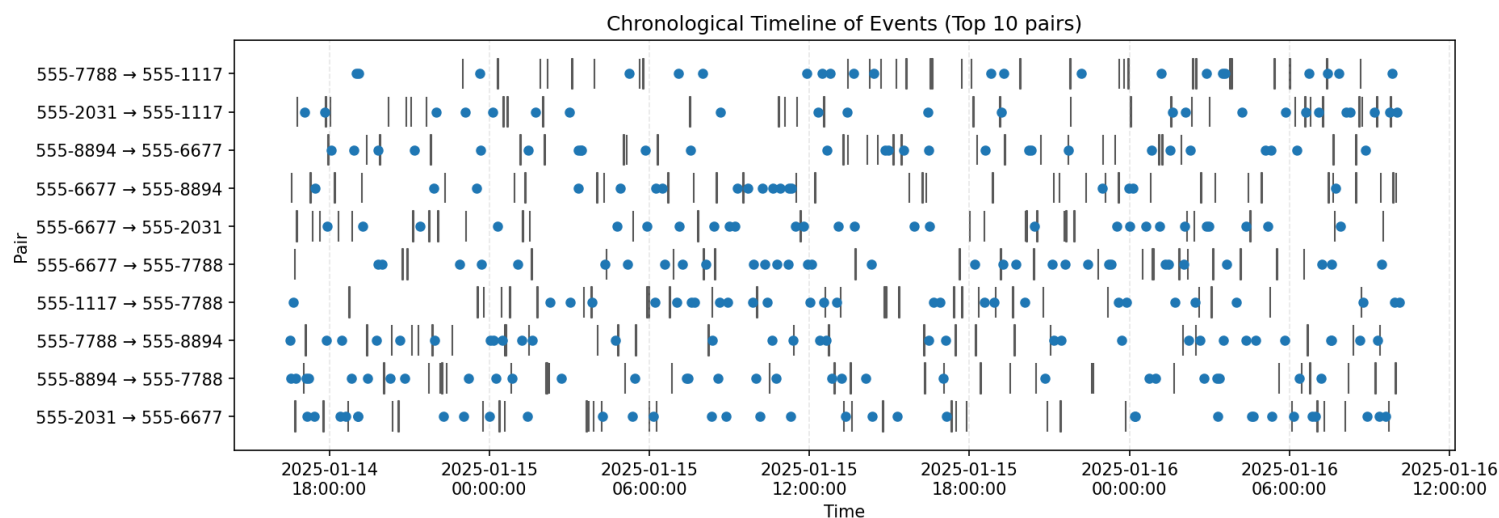
Unique phone numbers: 5

Busiest hour: 2:00; Busiest date: 2025-01-15

Average duration (completed only): 47.0s; Median: 46.0s

# 2. Chronological Timeline of Events

Chronological Timeline of Events



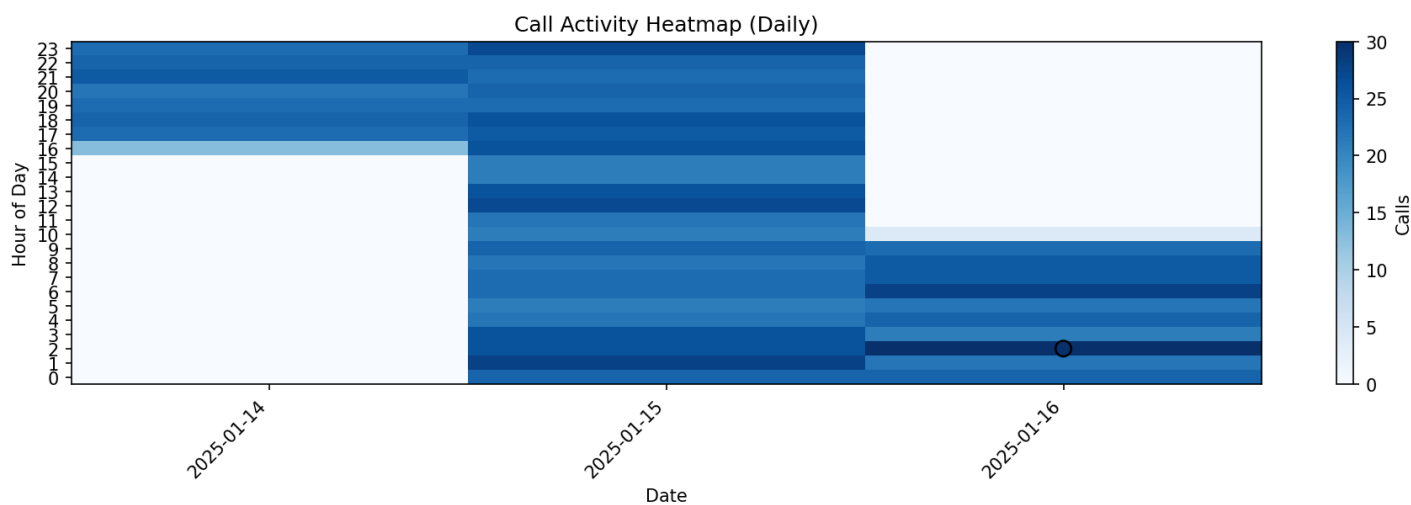
The visual exhibits and summaries contained in this report are presented in a neutral and factual manner. All data is depicted as provided, without interpretation regarding intent, motive, or significance. Any conclusions drawn from the information presented are solely within the province of the trier of fact.

### 3. Communication Pattern Analysis

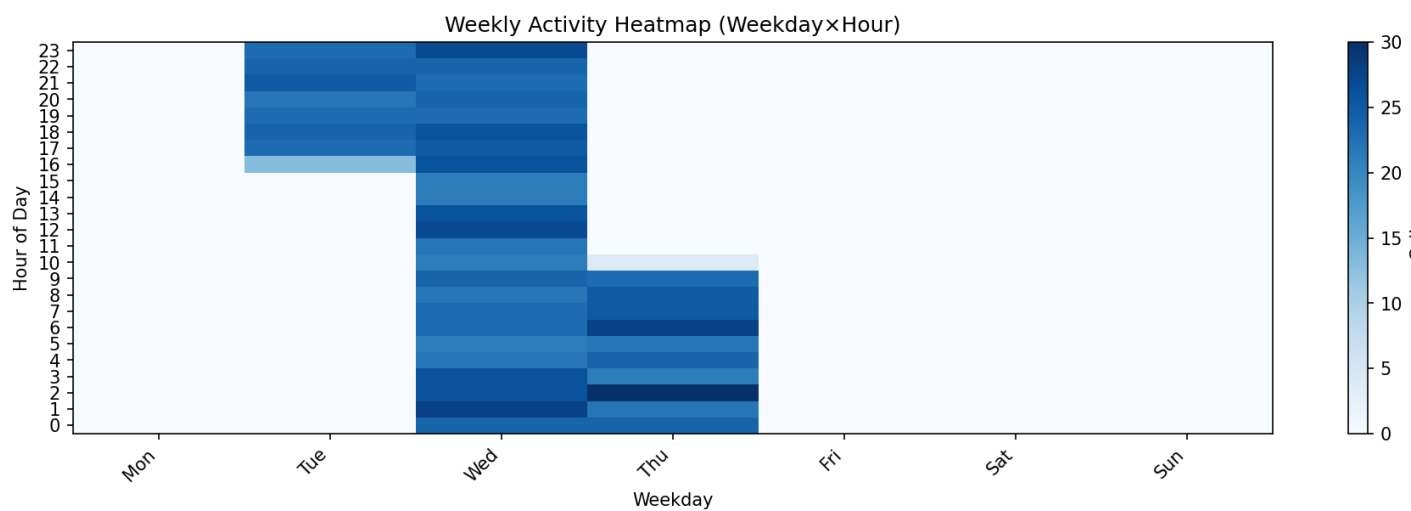
Top communicating pairs by count:

Pair	Count
555-2031 → 555-6677	61
555-8894 → 555-7788	59
555-7788 → 555-8894	58
555-1117 → 555-7788	57
555-6677 → 555-7788	55

Call Activity Heatmap (Daily)



Weekly Activity Heatmap (Weekday×Hour)



The visual exhibits and summaries contained in this report are presented in a neutral and factual manner. All data is depicted as provided, without interpretation regarding intent, motive, or significance. Any conclusions drawn from the information presented are solely within the province of the trier of fact.

## 4. Observations

- Answered rate: 51.2%; filter by duration to reduce noise.
- Peak communication hours/dates may correlate with notable events.
- Weekly/monthly heatmaps can expose habitual patterns (weekday hotspots, specific months).

## 5. Source Materials

Original data columns: Record ID, Date, Time, From Number, To Number, Direction, Call Type, Duration (sec), Call Result, Carrier, IMEI, Cell Tower ID

File: Phone\_Call\_Log\_1000\_Records.csv

The visual exhibits and summaries contained in this report are presented in a neutral and factual manner. All data is depicted as provided, without interpretation regarding intent, motive, or significance. Any conclusions drawn from the information presented are solely within the province of the trier of fact.